

# International Admissions for Graduate Program

Online Application Procedure Guide

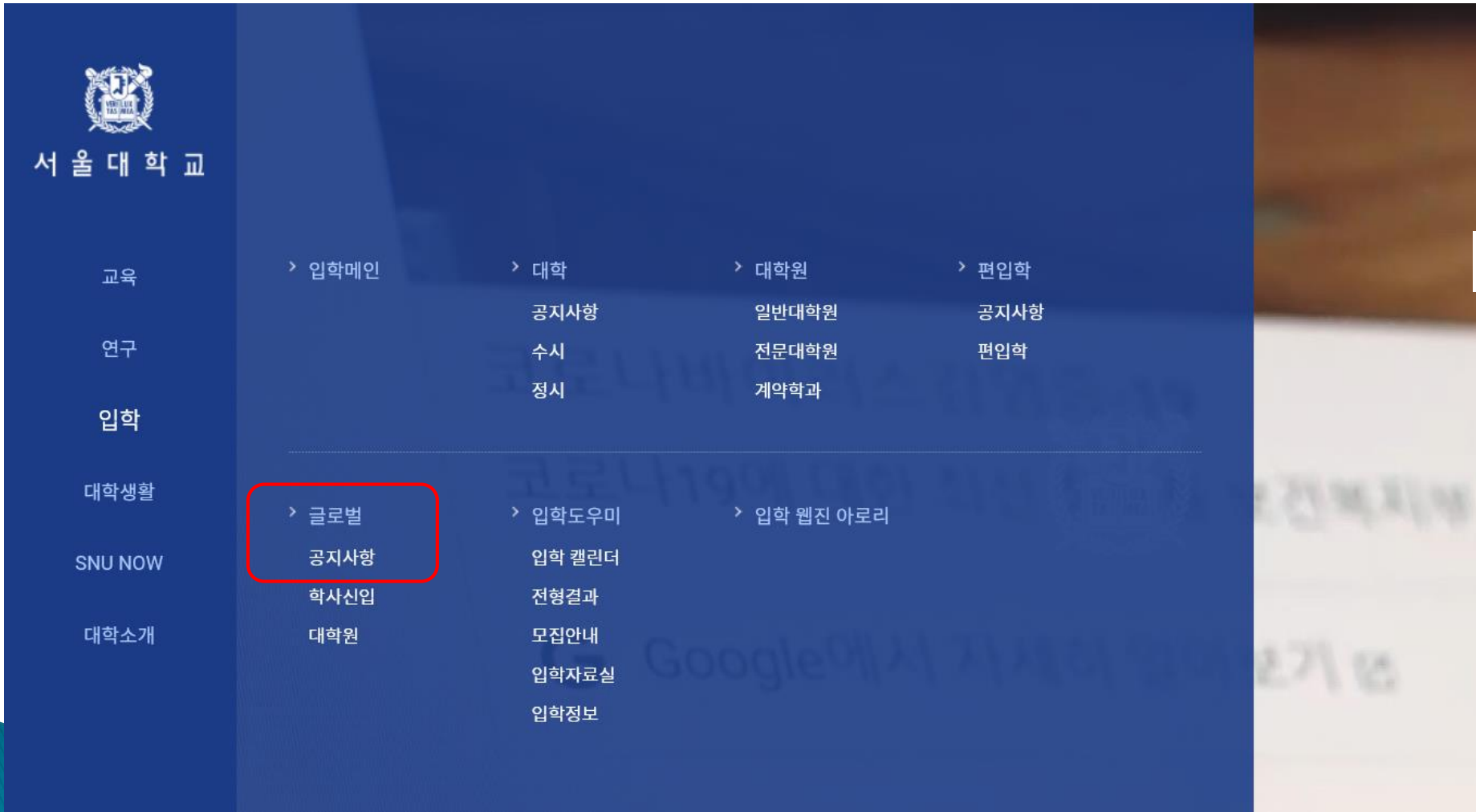


# Procedure for Online Application

1. Visit SNU Website (<http://en.snu.ac.kr/apply/info>)
  2. Move to Application Page
  3. Sign-up (Create New Account) and Log-in
  4. Application (Input Personal Information & Scanned File Upload)
  5. Application (Input Academic Information)
  6. Application (Input Personal Statement and Study Plan)
  7. Payment of Application Fee
  8. Completion of Online Application
- ※ Please Refer to Admissions Guide for Graduate Programs on Seoul National University website. (<http://en.snu.ac.kr/apply/info>)

# 1. Click the menu Below on SNU Website. (Korean or English)

Korean: <http://admission.snu.ac.kr>

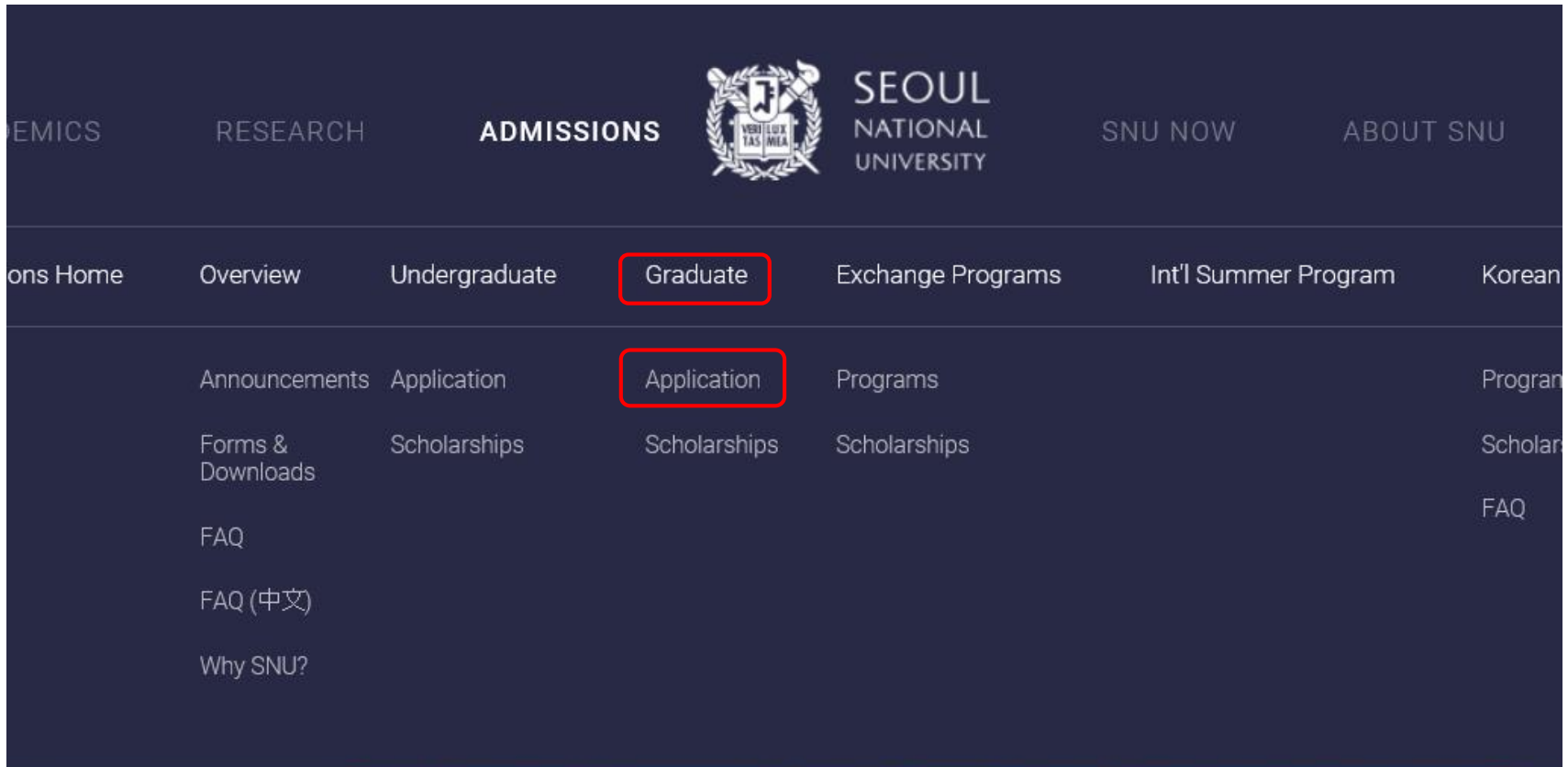


The image shows a screenshot of the Seoul National University (SNU) website's navigation menu. The menu is displayed in Korean and is organized into a grid. The '입학' (Admission) menu item is highlighted with a red box. The menu items are as follows:

Category	Item 1	Item 2	Item 3	Item 4
교육	> 입학메인	> 대학	> 대학원	> 편입학
연구		공지사항	일반대학원	공지사항
입학		수시	전문대학원	편입학
대학생활		정시	계약학과	
SNU NOW	> 글로벌	> 입학도우미	> 입학 웹진 아로리	
대학소개	공지사항	입학 캘린더		
	학사신입	전형결과		
	대학원	모집안내		
		입학자료실		
		입학정보		

# 1. Click the menu Below on SNU Website. (Korean or English)

English: <http://en.snu.ac.kr/apply/info>



## 2. Sign-up (Create a New Account) and Log-in at Application Page

로그인 Log-in | **회원가입 Sign-up** ← 서울대학교 SNU

 **서울대학교**  
SEOUL NATIONAL UNIVERSITY

글로벌인재특별전형 대학원 모집 International Admissions, Graduate

유의사항 Notice | 원서작성 Application | 전형료결제 Payment | 접수완료확인 Confirmation

### 로그인 Log-in

서울대학교 글로벌인재특별전형 원서접수시스템에 오신것을 환영합니다.  
Welcome to **application website for SNU International student admissions.**

회원가입시 입력한 아이디(이메일주소)와 비밀번호를 입력하시기 바랍니다.  
[ID(Email address) and Password of your account] are required field.

✓ 아이디 ID  @

✓ 비밀번호 Password

**로그인 Log-in**    **회원가입 Sign-up**

- If you have an ID/PW, input correct information and click button on [로그인 Log-in].
- If you don't have an account, click button on [회원가입 Sign-up] for create a new account.
- If you forgot the password, click [Reset Password].

- ☆ Even if you hold an account for previous semester's admissions, you must create a new account again.
- ☆ E-mail address of [qq.com] is not able to use.

### 3. How to Sign-up (Create A New Account)

유의사항 Notice

원서작성 Application

전령료결제 Payment

접수완료확인 Confirmation

서울대학교 서비스 이용약관, 개인정보 수집 및 이용에 모두 동의합니다.

By checking this box, I am agreeing that I have read the University Policies and agree to abide by them, and that I have read and understood Seoul National University's Right of Verification.



☆ Click for agreement on the terms & conditions

#### 가입정보입력 Create account

이름 Name

아이디 ID  @  선택하세요. Select 중복확인 check\_id

- 이메일 주소가 아이디로 사용됩니다.  
Your email address will be used as your ID for logging in.
- qq.com 메일 계정은 사용 불가능합니다.  
[qq.com] mail account isn't available. Please use another mail account.
- 회원가입 시 사용한 이메일 주소는 변경 불가하니, 연락을 확실히 받을 수 있는 이메일을 사용하시기 바랍니다.  
You cannot change the e-mail address. Please use the mail address you can check mails from the university.

비밀번호 Password

- 8~12자, 영문+숫자+특수문자 3가지를 조합
- An 8~12 character combination of alphabets + numbers + special characters (all must be included)
- 영문은 대소문자 구분되며, 특수문자는 ~!@#%&\*()-+{}[]:;'", 만 허용
- Upper and lower case alphabets are treated differently, and only the following special characters are allowed ~!@#%&\*()-+{}[]:;'",
- 4자 이상 연속 또는 중복되는 문자, 숫자 및 공백 사용 불가
- 4 or more consecutive or repeated letters or numbers and spaces are not allowed.

비밀번호 확인 Confirm Password

확인 Create account    취소 Cancel

- ☆ Input applicant's full name.
- ☆ ID = Email address
- ☆ Click [중복확인(check ID)].
- ☆ If the ID is able to use, input the desired password & confirm it.
- ☆ Click [확인(Continue)].



## 4. Application for Admissions



글로벌인재특별전형 대학원 모집 International Admissions, Graduate

유의사항 Notice

원서작성 Application

전형료결제 Payment

접수완료확인 Confirmation

☆ Select a language you prefer to view the direction in.

아래 버튼을 누르면 자세한 전형일정을 보실 수 있습니다.  
Select a language to see the admissions timetable in detail.

Korean

English

### ○ 전형일정

구분	일정(모든 사항은 대한민국 시간 기준)
----	-----------------------



## 4. Application for Admissions

<b>인터넷 원서접수 시 문의사항</b> Contact number for enquiries regarding online application procedure and technical errors	(주)유웨이애플라이 (UWAY APPLY Co., Ltd.)	1588-8988
<b>글로벌인재특별전형 관련사항</b> Contact number for admissions enquiries	서울대학교 입학본부 Seoul National University Office of Admissions	+82-2-880-6971

원서작성하기 Proceed to the application



☆ Click this button to proceed to application.

# 4. Application for Admissions

유의사항 Notice

원서작성 Application

전형료결제 Payment

접수완료확인 Confirmation

address, telephone number, mobile phone number, email address, etc.), Parents' information, School information, etc.

- 2, Purpose of collection : admissions process only (It will however be recorded and used as academic administration data, if admitted.)
- 3, Terms of retention and usage of the collected personal information: The collected personal information is to be discarded, if the information is no longer in use for the following reasons:the expiry of period for retention of personal information, the termination of using the information for admissions purpose, etc.( It will however be recorded and used as academic administration data, if admitted)

개인정보의 수집 및 이용에 동의하십니까?

Do you agree with the terms and conditions above for admissions guide?

동의함 Agree     동의하지 않음 Disagree



Click [Agree]

※ 개인정보의 수집 및 이용에 대해 거부할 권리가 있으며, 이를 거부할 경우 대입 원서를 접수할 수 없습니다.

An applicant has his/her right not to agree with the terms and conditions above. However, in case of disagreement, he/she cannot proceed application for admissions.

## II. 모집안내 동의 여부 Consent to Admissions Guide

### [한국어 안내]

본인은 서울대학교 글로벌인재특별전형 모집안내에 게시된 내용에 동의하며, 동 모집안내를 숙지하지 않아 발생하는 문제는 본인의 책임임을 확인합니다.

### [English version]

I agree to abide by the rules and regulations in the Admission Guide for International Students and will take full responsibility for any problems arising from failing to adhere to the same.

위 내용에 동의하십니까?

Do you agree with the terms and conditions above for admissions guide?

동의함 Agree     동의하지 않음 Disagree



Click [Agree]

※ 위 내용에 동의하지 않을 경우 원서를 접수할 수 없습니다.

If an applicant does not agree with the terms and conditions above, he/she will not be permitted to apply as the admissions process cannot proceed in a secure and efficient manner.

## 4. Application for Admissions

### III. 제3 자 개인정보 제공 동의 여부(추천인)

Consent to release of personal information to 3rd party (Recommender)

#### [한국어 안내]

##### <개인정보 제공 동의 여부 추가>

추천인 II 에게 지원자의 개인정보 제공에 대한 동의

1. 제공하는 개인정보  
- 전형, 모집단위, 영문이름, 생년월일, 이메일
2. 개인정보의 제공 목적: 입학전형(추천서)

#### [English version]

##### <Addition to agreement to release information to 3rd party>

Consent to release of information on applicant to Recommenders I and II

1. Information being released:  
- Application track, Applying major, English name, Birth date, E-mail
2. Purpose of providing information: Admission assessment (recommendation)

개인정보의 수집 및 이용에 동의하십니까?

Do you agree with the terms and conditions above for admissions guide?

동의함 Agree     동의하지 않음 Disagree

Click [Agree]

※ 개인정보의 수집 및 이용에 대해 거부할 권리가 있으며, 이를 거부할 경우 대입 원서를 접수할 수 없습니다.

An applicant has his/her right not to agree with the terms and conditions above, However, in case of disagreement, he/she cannot proceed application for admissions.

접수완료(결제완료) 후에는 접수 취소, 결제 취소, 결제금액 환불, 지원과정/모집단위(학과/전공) 변경 불가.

단, 접수완료 후에도 개인 인적 정보 및 학력 사항, 자기소개서 및 수학계획서는 인터넷 접수 기간 중에 수정 가능.

Once you have paid the application fee and been issued your registration number, you will NOT be able to cancel your application as well as your payment, get a refund of your fee and change degree course/program(department/major) which you choose, [Personal/Academic Information] and [Personal Statement and Study Plan] can be modified after payment during the online application period.

원서작성하기 Proceed to the application

Click this button to proceed to application

## 4. Application (Personal Information)



글로벌인재특별전형 대학원 모집 International Admissions, Graduate

유의사항 Notice

원서작성 Application

전형료결제 Payment

접수완료확인 Confirmation

### College/Department

* Academic year	<input checked="" type="radio"/> 20XX학년도 X기
* Admission Type	<input type="radio"/> 글로벌인재 특별전형I(부모가 모두 외국인인 외국인) International Admission I <input type="radio"/> 글로벌인재 특별전형II(전교육과정 해외이수자) International Admission II
* Desired Program of Study	<input type="text"/> Dept/School/Major

Click the admission type  
I: Application by Nationality  
II: Application by Education Background

Click a desired program

## 4. Application (Personal Information)

### Language Proficiency (English/Korean)

* Type of Exam	<input checked="" type="checkbox"/> TOPIK <input checked="" type="checkbox"/> IELTS <input checked="" type="checkbox"/> TEPS <input checked="" type="checkbox"/> TOEFL(Test Date Scores) <input checked="" type="checkbox"/> TOEFL(MyBest Scores) <input checked="" type="checkbox"/> Etc.
* Etc.	<input type="checkbox"/> AP: English Language and Composition <input type="checkbox"/> AP: English Literature and Composition <input type="checkbox"/> SAT: Reading/Writing and Language <input type="checkbox"/> SAT subject test: English <input type="checkbox"/> SAT subject test: Korean with Listening <input type="checkbox"/> Etc.

← If you hold a valid test score, select the test name and input the information of the test.  
 If you have SAT or AP language test result or any other official test score select [Etc.].

e.g. National English/Korean Test Score  
 Nationality of English-speaking Country  
 Graduation Certificate of International School

※ After the Announcement of admissions decision, ONLY admitted applicants are subjected to submit official English or Korean score via score reporting services after uploading the scanned or screen captured files, Please upload official documents indicating your ability in other languages such as HSK, JLPT in the section of "Supplementary Material (Awards, Volunteer Activities, Explanatory Statement if any, etc.)"

※ TOPIK: 문서확인번호 appears on the right upper corner of the official TOPIK score report, Please do not input the Registration Number.

Name	Registration No.	Test Date (DD/MM/YYYY)	Final Score	Level
TOPIK	<input type="text"/> (문서확인번호 : 16 Digits)	<input type="text"/> / <input type="text"/> / <input type="text"/>	<input type="text"/>	<input type="text" value="select"/>
IELTS	<input type="text"/> (Test Report Form No. : above 13 Digits)	<input type="text"/> / <input type="text"/> / <input type="text"/>	<input type="text"/> . <input type="text"/>	
TEPS	<input type="text"/> (REGISTRATION NO. : 7 Digits)	<input type="text"/> / <input type="text"/> / <input type="text"/>	<input type="text"/>	
TOEFL(Test Date Scores)	<input type="text"/> (Registration No. : 16 Digits)	<input type="text"/> / <input type="text"/> / <input type="text"/>	<input type="text"/>	
TOEFL(MyBest Scores)	<input type="text"/> (Registration No. : 16 Digits)			

For TOPIK/IELTS/TOEFL/TEPS/AP/SAT, please write the information of the test.  
 For other official test score, please explain about the test and your score.

# 4. Application (Personal Information)

모집단위 - Internet Explorer  
 https://ipsi1.uwayapply.com/local/snu/2/search/unit.php

모집단위 CLOSE X

지원하고자 하는 모집단위를 선택하세요.  
 Please select desired program of study.

단과대학(College/Unit)	Major Search(Detailed)	모집단위(Major)
인문대학 College of Humanities	국어국문학과	Korean Language and Literature
	중어중문학과	Chinese Language and Literature
	영어영문학과	English Language and Literature
	불어불문학과	French Language and Literature
	독어독문학과	German Language and Literature
	노어노문학과	Russian Language and Literature
	서어서문학과	Hispanic Language and Literature
	언어학과	Linguistics
	국사학과	Korean History
	동양사학과	Asian History
	서양사학과	Western History
	철학과 동양철학전공	Philosophy (Eastern Philosophy Major)
	철학과 서양철학전공	Philosophy (Western Philosophy Major)
	종교학과	Religious Studies
	미학과	Aesthetics
고고미술사학과 고고학전공	Archaeology and Art History (Archaeology Major)	
고고미술사학과 미술사학전공	Archaeology and Art History (Art History Major)	
아시아언어문명학부	Asian Languages and Civilizations	
협동과정:서양고전학전공	Interdisciplinary Programs : Classical Studies Major	
협동과정:인지과학전공	Interdisciplinary Programs : Cognitive Science Major	
협동과정:비교문학전공	Interdisciplinary Programs : Comparative Literature Major	
협동과정:기록학전공	Interdisciplinary Programs : Archival Studies Major	
협동과정:공연예술학전공	Interdisciplinary Programs : Performing Arts Studies Major	
정치외교학부 정치학전공	Political Science and International Relations (Political Science major)	
정치외교학부 외교학전공	Political Science and International Relations (International Relations major)	

If you are a foreigner(male), enter your birth date (YYMMDD) followed by 5000000.

☆ Please choose a desired program of study(major).  
 ☆ It may not be modified/canceled by any reason after application fee payment.

# 4. Application (Personal Information)

## Personal Information

English Name	Family/Last(성) : <input type="text"/> First(명) : <input type="text"/> Middle(if any) : <input type="text"/> ※ The name must match exactly as it appears on your passport or other forms of ID.
Korean Name (if any)	Please enter your Korean name (up to 15 words). If you don't have one, you may leave it blank. <input type="text"/>
Nationality	<input type="text"/> <input type="button" value="Search"/>
Place of Birth	<input type="text"/> <input type="button" value="Search"/> <input type="button" value="Use My Nationality"/>
Passport Number	※ Please check "None" if you don't have a passport. <input type="text"/> (None <input type="checkbox"/> )
Dual nationality of Korean and other foreign citizenship	<input type="radio"/> YES <input type="radio"/> NO
Detail about(dual) nationality	<input type="radio"/> 한 번도 한국 국적을 가진 적이 없음 I have never had Korean citizenship <input type="radio"/> 한국 국적을 가진 적이 있으나 한국 국적 포기/이탈/상실 처리 완료됨(해당 시 증빙서류 제출 필수) I have had Korean citizenship before, but I have renounced/lost it, (Submission of appropriate document is necessary as proof)
Date of Birth	<input type="text"/> DAY <input type="text"/> MONTH <input type="text"/> YEAR
Date of Nationality Acquired	<input type="text"/> DAY <input type="text"/> MONTH <input type="text"/> YEAR <input type="button" value="Use My Date of Birth"/> ※ If there has been no change in your nationality/citizenship status, the acquired date of nationality should be same as your date of birth.
Resident Registration Number	※ 한국 국적자는 정확한 주민등록번호를 입력하시기 바랍니다. ※ Korean nationals should enter correct resident registration number.  ※ Foreigners born after 1900 If you are a foreigner(male), enter your birth date (YYMMDD) followed by 5000000. For example, - If your birth date is 5/16/1997, enter 970516-5000000.  If you are a foreigner(female), enter your birth date (YYMMDD) followed by 6000000. For example, - If your birth date is 12/25/1996, enter 961225-6000000.  ※ Foreigners born after 2000 If you are a foreigner(male), enter your birth date (YYMMDD) followed by 7000000. For example, - If your birth date is 5/16/2000, enter 000516-7000000.  If you are a foreigner(female), enter your birth date (YYMMDD) followed by 8000000. For example, - If your birth date is 12/25/2000, enter 001225-8000000  <input type="text"/> - <input type="text"/>
Gender	<input checked="" type="radio"/> Male <input type="radio"/> Female
Alien Registration Number	※ Please skip if you don't have a Certificate of Alien Registration. ※ If applicable, Please input correct alien registration number on your alien card. <input type="text"/> - <input type="text"/>

- ☆ Input all correct personal information.  
Fields with (\*) are mandatory.
- ☆ Enter your Korean name if you have one, otherwise leave it blank.
- ☆ Search country's name for your nationality and place of birth  
(If you can't find it, please type directly after clicking [etc].)
- ☆ Input passport number.  
If you don't have one, click [None].
- ☆ If you hold dual nationality of Korea and another country, choose [Yes] and input both information.
- ☆ Input correct resident registration number. If you don't have one, please follow the text.
- ☆ If you hold an alien registration number, input correct information.  
If you don't, leave it blank.

## 4. Application (Personal Information)

- In Case of Dual Nationality of Korea and Another Country

<b>Dual nationality of * Korean and other foreign citizenship</b>	<input checked="" type="radio"/> YES <input type="radio"/> NO
<b>* Resident Registration Number</b>	<p>※ 한국 국적자는</p> <p>If you are a foreigner For example, - If your birth date is 1990.01.01, input 900101</p> <p>If you are a foreigner For example, - If your birth date is 1990.01.01, input 900101</p> <p>□ - □</p>
<b>* Gender</b>	<input type="radio"/> Male <input type="radio"/> Female
	※ Please check

웹 페이지 메시지

여권사본과 출입국사실증명서 발급 시 모든 국적별로 각각 발급받아 제출해야 하며, 출입국사실증명서상의 여권번호와 제출된 여권 사본상의 여권번호는 동일해야 합니다.  
If an applicant holds dual citizenships, copies of the applicant's passport as well as certificates of facts concerning entry and exit of both countries must be submitted. The passport number that appears on the certificates of facts concerning entry and exit should match that of the applicant's passport number.

확인

- ☆ If you hold dual nationality of Korea and another country, choose [Yes] and input correct information about both nationalities.
- ☆ In this case, applicant must submit required documents for both nationalities.
- ☆ If you hold dual nationality of Korea and another country, you are not eligible to apply for International Admissions I.



# 4. Application (Personal Information)

유의사항 Notice	<b>원서작성 Application</b>	전형료결제 Payment	접수완료확인 Confirmation
-------------	-------------------------	---------------	---------------------

<b>Alien Registration Number</b>	※ Please skip if you don't have a Certificate of Alien Registration, ※ If applicable, Please input correct alien registration number on your alien card. <input type="text"/> - <input type="text"/>
<b>* Mailing Address</b>	※ Please type in the Mailing Address at which we can reach you after the admission decision. Zip Code : <input type="text"/> Address : <input type="text"/>
<b>* Telephone</b>	<input type="text"/> ※ Please include the Country and City Codes, ex) 82-2-1234-5678
<b>* Cell Phone</b>	<input type="text"/> ※ Please include the Country and City Codes, ex) 82-10-1234-4567
<b>* E-mail</b>	<input type="text"/>

☆ Input all correct personal information  
**Fields with (\*) are mandatory.**  
 ☆ Input correct personal information.

○ Family Information (※ Information requested regarding applicant eligibility.)

<b>* Father</b>	<input checked="" type="radio"/> Father <input type="radio"/> Deceased
<b>* Father</b>	* Full Name : <input type="text"/> * Nationality : <input type="text"/> Search Delete * Passport Number : <input type="text"/> (None <input checked="" type="checkbox"/> ) ※ Please check "None" if you don't have a passport. * Date of Birth : <input type="text"/> / <input type="text"/> / <input type="text"/>
<b>* Mother</b>	<input checked="" type="radio"/> Mother <input type="radio"/> Deceased
<b>* Mother</b>	* Full Name : <input type="text"/> * Nationality : <input type="text"/> Search Delete * Passport Number : <input type="text"/> (None <input checked="" type="checkbox"/> ) ※ Please check "None" if you don't have a passport. * Date of Birth : <input type="text"/> / <input type="text"/> / <input type="text"/>
<b>Check if applicable</b>	<input type="checkbox"/> Parents divorced

For applying International Admission I:  
 ☆ Input correct information of parents.  
 ☆ Choose the correct category and fill out all the blanks carefully checking the instructions provided below.  
 ☆ Please choose correct nationality, If it's not on the list, please type directly after clicking [etc].

## 4. Application (Personal Information)

### ○ Recommender I

* Recommender ' s Name	Family/Last : <input type="text"/> First : <input type="text"/> Middle(if any) : <input type="text"/>
* Recommender ' s E-mail	<input type="text"/> * qq.com 메일 계정은 사용 불가합니다. [qq.com] mail account isn ' t available, Please use another mail account,
* Applicant PIN	<input type="text"/> - 영어 또는 숫자 8~10자리를 입력하시거나 영어와 숫자를 혼합하여 8~10자리를 입력해주세요. Enter 8 to 10 digits of English or numeric digits or enter 8 to 10 digits in combination with English and numbers. - Applicant PIN 은 추천인이 추천서 작성 시 지원자 정보를 찾기 위한 필수정보입니다. The applicant PIN is used by a recommender to search for a certain applicant,

### ○ Recommender II(Counselor Reference)

* Counselor ' s Name	Family/Last : <input type="text"/> First : <input type="text"/> Middle(if any) : <input type="text"/>
* Counselor ' s E-mail	<input type="text"/> * qq.com 메일 계정은 사용 불가합니다. [qq.com] mail account isn ' t available, Please use another mail account,
* Applicant PIN	<input type="text"/> - 영어 또는 숫자 8~10자리를 입력하시거나 영어와 숫자를 혼합하여 8~10자리를 입력해 Enter 8 to 10 digits of English or numeric digits or enter 8 to 10 digits in combinatio and numbers, - Applicant PIN 은 추천인이 추천서 작성 시 지원자 정보를 찾기 위한 필수정보입니다. The applicant PIN is used by a recommender to search for a certain applicant,

☆ Input two(2) recommenders' information.  
☆ Applicant PIN(Personal Identification Number)

- PIN is an arbitrary identification number made by the applicant  
- PIN is for the recommender to have access to writing online recommendation letter.  
- Two(2) recommenders must have different PINs.

☆ Check if your recommenders received the automatic guide e-mail from SNU after application fee payment.

☆ If you wish to change the recommenders, modify the information and send a guide mail again at the application completion page.

☆ Letters of Recommendation must be submitted via online submission system.

## 4. Application (Recommender)



### 추천서를 작성해주세요

Request for Letter of Recommendation.

추천서 작성 바로가기  
(Move to Recommendation Website)

님, 안녕하십니까.  
님이 서울대학교 글로벌인재특별전형에 지원하였습니다.  
해당 전형에는 추천서를 반드시 제출하여야 하며,      님이  
    님께 추천서 작성 및 제출을 요청 하였습니다.  
서울대학교 추천서작성시스템에 접속하시어  
    까지(한국시간 기준) 추천서 제출을 완료하여 주시기 바랍니다.

Hello  
    has applied to Seoul National University.  
This admissions track requires a recommendation letter from the applicant's academic advisor  
Please submit the recommendation letter by

- Website Address | <http://ta.uwayapply.com/chu/snuqglobal/?CHA=1>

#### ☑ 지원사항

지원자 성명 Applicant name

지원자 조회코드 Applicant PIN

지원자 수험번호 Application number

☆ The recommender will be guided by email the following  
: Applicant's Name / PIN / Number

## 4. Application (Personal Information)

### ○ Agreement for Verification of Academic Records

<b>Agreement for Verification of Academic Records</b>	<p>서울대학교가 실시하는 학력조회에 응답할 수 있는 최종학력 취득 학교의 학적/등록담당 부서 정보를 적으시기 바랍니다. Seoul National University will make a request for enrollment records of final school you attended. Please write the information of the registrar/enrollment office.</p> <p>* Name of Institute(university, college) : <input type="text"/></p> <p>* Name of Department or Major : <input type="text"/></p> <p>* (Expected) Date of Graduation : <input type="text" value="DD"/> / <input type="text" value="MM"/> / <input type="text" value="YYYY"/></p> <p>* Type of Degree : <input type="text" value="Select"/> <input type="button" value="v"/></p> <p>* Name of Office in Charge : <input type="text"/> (* If not applicable, leave it blank)</p> <p>* e-mail Address of Staff in Charge : <input type="text"/></p>
---	---

### ○ Application for scholarship

<b>Application for scholarship</b>	<p><input type="checkbox"/> Please check if you wish to apply for GSFS scholarship</p> <p>+ Eligible Countries: Myanmar, Vietnam, Laos, Indonesia, Cambodia, Thailand, Nepal, Afghanistan, India, Bangladesh, Pakistan, Mongolia, Uzbekistan, Kazakhstan, Kyrgyzstan, Yemen, Iran, Turkey, Egypt, Ethiopia, Hungary, Russia</p> <p>※ The result of scholarship will be announced with the admissions decision.</p>
------------------------------------	--

- ☆ Please write the information for verification of academic record. The office and staff must be the ones who can reply to the inquiry from SNU on the validity of graduation document.
- ☆ If you want to apply for scholarship, click [Yes].
- ☆ After check personal information correctly, Click [Next].

# 4. Application (Scanned Document Upload)

유의사항 Notice

원서작성 Application

전형료결제 Payment

접수완료확인 Confirmation

## Upload Documents

Official Bachelor's Degree of (Expected) Graduation Certificate*	No file uploaded
Official Master's Degree of (Expected) Graduation Certificate (Applicants for Doctoral Course)*	No file uploaded
Official Bachelor's Transcript*	No file uploaded
Official Master's Transcript (Applicants for Doctoral Course)*	No file uploaded
A Copy of the Applicant's Passport (or Other Official Documents indicating the Applicant's Nationality)*	No file uploaded
Copies of Both Parents' Passport (or Other Official Document indicating Both Parents' Nationality)*	No file uploaded
Official Document Indicating Parent-child Relationship between the Applicant and His/her Parents*	No file uploaded
Proof of Language Proficiency (Korean or English)*	No file uploaded
Supplementary Material (Proof of language proficiency except Korean and English)**	No file uploaded
Supplementary Material (Awards, Scholarships, if any, etc.)**	No file uploaded
Supplementary Material(Thesis)**	No file uploaded
Explanatory statement**	No file uploaded
[Upload File]	

- ☆ Check [Agree] to the final part of 'Upload documents notes' part.
- ☆ Upload scanned documents in each sector. You can upload one file (JPG, PNG, PDF) up to 8MB for a sector.
- ☆ If you need to submit more than one document for a sector, please make a pdf with multiple pages.
- ☆ You can preview or download the uploaded file with [Check file], and delete it with [Delete].

예비합격 발표 후 합격자는 위 업로드된 서류를 원본 제출하여야 합니다. 이 사항을 확인하셨습니까?

Preliminary Admitted applicants need to submit the original documents after the announcement of admissions decisions. Click "확인(Confirm)" before proceeding.

확인(Confirm)

## 4. Application (Scanned Document Upload)

### Upload file

✓ **Official Bachelor's Degree of (Expected) Graduation Certificate\***

- Maximun file size : 8Mbyte
- Supported file formats : PDF,JPG,PNG only

✓ **Official Master's Degree of (Expected) Graduation Certificate (Applicants for Doctoral Course)\***

- Maximun file size : 8Mbyte
- Supported file formats : PDF,JPG,PNG only

✓ **Explanatory statement\*\***

- Maximun file size : 8Mbyte
- Supported file formats : PDF,JPG,PNG only

☆ Click [Search File] to find a file.

☆ Click [Upload file] to save the file in the internet system server.



## 5. Application (Academic information)

※ Only English and Korean are accepted.

School  
(English/Korean only)

삭제 DELETE    추가 ADD

· Level of Study : Select ▼

· Dates Attended : (DD) / (MM) / (YYYY) ~ (DD) / (MM) / (YYYY)

· Start  
Grade/Semester : Select ▼ / Select ▼ Select ▼

· End  
Grade/Semester : Select ▼ / Select ▼ Select ▼

· Country of School : 검색 Search [ ] 삭제 Delete

· City : [ ]

· Name of School : [ ]

· Zip Code : [ ]

· Address : [ ]

· (Expected)  
Graduation or Last Date of Attendance : (DD) / (MM) / (YYYY)

· Telephone : [ ]

· Fax : [ ]

· E-mail Address : [ ]

☆ Click [Add] to obtain additional fields for school information.

### ☆ Grade/Semester

e.g. If you studied from 1<sup>st</sup> semester of 1<sup>st</sup> grade to 2<sup>nd</sup> semester of 3<sup>rd</sup> grade, select as below:

- Level of Study: High School
- Start Grade/Semester: 1<sup>st</sup> Grade, Semester System, 1<sup>st</sup> Semester
- End Grade/Semester: 3<sup>rd</sup> Grade, Semester System, 2<sup>nd</sup> Semester

☆ Please choose correct Country/Name of School. If it's not on the list, please type directly after clicking [etc].

## 6. Application (Personal Statement & Study Plan)

### Personal Statement and Study Plan

※ Please type and print in English or Korean on the online application.  
(One English character=1byte, One Korean chracter=2bytes, Enter/Space key=1byte)

\* 1. In relation to your academic interest and personal experiences, please describe your motivation for your desired course. You may include information related to your preparation for the course and related academic achievements. Please state your goals while studying at Seoul National University as well as your study plan (4000 bytes limit).

입력Byte수 : 0 / 총바탕, 띄어쓰기 포함 4000Byte 이내  
Current Byte : 0/ 4000Byte limit including Enter & Space

\* 2. Please briefly state your academic and extracurricular activities(4000 bytes limit).

입력Byte수 : 0 / 총바탕, 띄어쓰기 포함 4000Byte 이내  
Current Byte : 0/ 4000Byte limit including Enter & Space

\* 3. Please write about yourself with regard to your characteristics other than your record of academic achievement. This section is provided to illustrate the personal aspects of each applicant. The following contents may be included in this section, though this section is not limited to them; experiences which have been influential in your life, individual perspectives on current issues, or role models or figures you respect (4000 bytes limit).

입력Byte수 : 0 / 총바탕, 띄어쓰기 포함 4000Byte 이내  
Current Byte : 0/ 4000Byte limit including Enter & Space

- ☆ Fields with (\*) are mandatory.
- ☆ Max length of each category is 4000 bytes.  
One English letter = 1 byte  
Space & Enter key = 1 byte  
One Korean letter = 2 bytes



## 6. Application (Personal Statement & Study Plan)

유의사항(Notice)	원서작성(Application)	전형료결제(Payment)	접수완료확인(Confirmation)
<p>achievements. Please state your goals while studying at Seoul National University as well as your study plan (4000 bytes limit).</p> <p>입력Byte수 : 16 / 찍어쓰기 포함 4000Byte 이내</p> <p>test test test test</p>			
<p>* 2. Please briefly state your academic and extracurricular activities(4000 bytes limit).</p> <p>입력Byte수 : 16 / 찍어쓰기 포함 4000Byte 이내</p> <p>test test test test</p>			
<p>* 3. Please write about yourself with regard to your characteristics other than your record of academic achievement. This section is provided to illustrate the personal aspects of each applicant. The following contents may be included in this section, though this section is not limited to them; experiences which have been influential in your life, individual perspectives on current issues, or role models or figures you respect (4000 bytes limit).</p> <p>입력Byte수 : 16 / 찍어쓰기 포함 4000Byte 이내</p> <p>test test test test</p>			
<p>* 결제후 상세야 접수가 완료됩니다. 결제후에는 원서수정과 접수취소가 불가능하니 주의 내용을 반드시 확인하신후에 결제하시기 바랍니다. (Application is complete after making a payment. After the payment, you can neither modify your information nor cancel the application. Please note that the application fee is not refundable. Please make it sure that you have entered all your information correctly before proceeding with your payment.)</p>			
<p>수정하기 &gt;</p>		<p>결제하기</p>	

- ☆ Before payment please check all the information. You can modify the information by [수정하기(Modification)].
- ☆ Then go to next step by clicking [결제하기(Payment of Application Fee)].

- If any correction/modification is needed, click [수정하기(Modification)].
- Modification/Cancellation of Admission Type & Major are NOT allowed after payment of application fee.

## 6. Application(Check Final Inputted Information)

유의사항 Notice

원서작성 Application

전형료결제 Payment

접수완료확인 Confirmation

웹 페이지 메시지

**!** 전형료 결제 이후에는 입력한 정보(모집단위 등) 수정 및 취소가 불가하므로 아래 사항을 반드시 확인 후 결제하시기 바랍니다.

Information you have entered (including the desired program of study) cannot be revised nor cancelled once you complete the online registration via submitting the registration fee.

Therefore, please confirm the accuracy of the information below before making your payment.

■ 입학시기(Admission Season)  
20.

■ 지원자격(Applicant Type)  
글로벌인재특별전형II(전교육과정해외이수자) International Admission II

■ 지원과정(Desired Degree Course)  
대학원과정 신입학 Graduate

■ 지원 모집단위(Desired Program of Study)  
대학 College of: | 학과

확인

- ☆ Before payment please check all information.
- ☆ Click [다음단계(Next)].

이전단계 Previous

다음단계 Next

- If any correction/modification is needed, click [수정하기(Modification)].
- Modification/Cancellation of Applicant Type & Desired Program are NOT allowed after payment of application fee.

# 7. Payment of Application Fee

유의사항 Notice	원서작성 Application	전형료결제 Payment	접수완료확인 Confirmation
-------------	------------------	---------------	---------------------

## ● 전형료 결제 / Payment

접수명 Admission	접수사항 Type/Course/Major	마감일시 Deadline	수정 Modify	결제예정금액 Payment
서울대학교 Seoul National University 2020	글로벌인재특별전형 (부모가 모두 외국인인 외국인) International Admission I 대학원과정 신입학 Graduate 사회과학대학 College of Social Sciences 인류학과 Anthropology	2020 17:00:00	<div style="background-color: #76c73a; color: white; padding: 5px; margin-bottom: 5px;">입학지원서 수정 Edit Personal Information</div> <div style="background-color: #e67e22; color: white; padding: 5px;">학력/자기소개서 수정 Edit Academic Information</div>	₩ 90,000 (KRW)

## ● 결제방법 아래의 결제방법을 선택하시면 자세한 방법을 확인하실 수 있습니다.

① 계좌이체 Account Transfer	② 카드 Credit Card	③ 휴대폰 Mobile	④ 해외결제 International credit card	⑤ 알리페이 Alipay
----------------------------	---------------------	-----------------	-------------------------------------	------------------



If you have a bank account number in Korea, you can transfer application fee.



If you have a credit card/ check card in Korea, you can pay that card.



If you have a mobile phone in Korea, you can pay with it.



★ If you hold an international credit card, you can pay with it.



If you have a AliPay account, you can pay with it.

# 7. Payment of Application Fee (1) 계좌이체 Bank Account Transfer

① 결제방법 (Payment method) - ▼아래의 결제방법을 선택하시면 자세한 내용을 확인할 수 있습니다.

(Please choose a payment method see in detail.)

계좌이체 Bank Account Transfer    카드 Credit Card ▼    International credit card ▼    휴대폰 Mobile ▼

☎ 결제문의 : KG이니시스 1588-4954

인터넷창 상단 > 도구 에서 호환성보기를 체크해주시고,  
인터넷창 상단 > 도구 > 보안 > 사용자지정수준  
> 다른도메인간의 하위프레임탐색 > 사용

## 01 계좌이체란?

- 입력하신 모든 정보를 당사가 아닌 제3자에게 제공하지 않습니다. 따라서, 당사에서는 거래정보가 전혀 노출되지 않습니다.

## 02 결제가 안되시나요?

- 좌측 결제 페이지가 보이지 않거나, 경우, 윈도우 XP 서비스 팩2를 설치하신 후 재시도해 보세요.

## 03 보안프로그램 다운받기

- 보안프로그램은 보안경고창이 뜰 때 다운로드 받으셔야 합니다. 보안경고창을 보지 못하신 분들은 보안프로그램을 다운로드 받으세요.

[보안프로그램 다운받기 ▼](#)

결제문의:이니시스 1588-4954 / 고객센터

③ 결제방법 (Payment method) - ▼아래의 결제방법을 선택하시면

(Please choose a payment method see in detail.)

계좌이체 Bank Account Transfer    카드 Credit Card ▼    Intern...

☎ 결제문의 : KG이니시스 1588-4954

인터넷창 상단 > 도구 에서 호환성보기를 체크해주시고,  
인터넷창 상단 > 도구 > 보안 > 사용자지정수준  
> 다른도메인간의 하위프레임탐색 > 사용

- ① Check the agreement for using personal information for transfer.
- ② Click [다음 (Next)].
- ③ Choose applicable bank name, then transfer application fee.

\* You may see a message to install necessary programs of INICIS company.

# 7. Payment of Application Fee (2) 국내 신용카드 Credit Card of Korea

결제방법 (Payment method) - ▼ 아래의 결제방법을 선택하시면 자세한 내용을 확인할 수 있습니다.

(Please choose a payment method see in detail.)

계좌이체 Bank Account Transfer ▼ **카드 Credit Card** International credit card ▼ 휴대폰 Mobile ▼

☎ 결제문의 : KG이니시스 1588-4954  
 인터넷창 상단 > 도구 에서 호환성보기를 체크해주시고,  
 인터넷창 상단 > 도구 > 보안 > 사용자지정수준  
 > 다른도메인간의 하위프레임탐색 > 사용

**신용카드** | uwayapply | KG INICIS

결제 위해 약관을 확인하신 후,동의를 하시면 결제가 진행됩니다

전자상거래 이용약관  상세히보기  동의합니다

목적 (목적)  
 이 약관은 주식회사 케이지이니시스(이하 '회사'라 합니다)가 제공하는 전자자금결제대행서비스 및 결

고유식별정보 수집 및 이용안내  상세히보기  동의합니다

1. 수집항목  
 - 고유식별정보: 주민등록표에 기재된 성명 및 주민 등록번호.

개인정보 수집 및 이용안내  상세히보기  동의합니다

※ 개인정보 수집 및 이용동의는 개인정보의 수집 및 이용목적, 수집항목 및 수집방법 개인정보의 보유 및 이용기간으로 별도 구분하여 표시됩니다.

개인정보 제공 및 위탁 안내  상세히보기  동의합니다

1. 회사는 이용자의 개인정보를 본 개인정보취급방침에서 고지한 범위 내에서 사용하며, 이용자의 사전 동의 없이 동 범위를 초과하여 이용하거나 이용

전체 동의합니다.

취소 다음 **2**

## 01 신용카드 결제란?

- 입력하신 모든 정보들은 당사기
- 안전결제(ISP) 및 비자안심클릭
- 안전결제(ISP)의 경우 최초 등

## 02 결제가 안되시나요?

- 좌측 결제 페이지가 보이지 않

## 03 보안프로그램 다운받기

- 보안프로그램은 보안경고창이

보안프로그램 다운받기 ▼

계좌이체 Bank Account Transfer ▼ **카드 Credit Card** Interna

☎ 결제문의 : KG이니시스 1588-4954  
 인터넷창 상단 > 도구 에서 호환성보기를 체크해주시고,  
 인터넷창 상단 > 도구 > 보안 > 사용자지정수준  
 > 다른도메인간의 하위프레임탐색 > 사용

**신용카드** | uwayapply | KG INICIS

(주)유웨이머플라이에 을 결제합니다.

카드 지불방법을 선택하여 주십시오.

안전결제	비씨, 국민, 수협
안심클릭	하나(외환), 롯데, 현대, 시티, 조흥, 해외비자, 해외마스터, 해외JCB
일반카드	하나(외환), 롯데, 현대, 국민, 비씨, 삼성, 신한, NH채움, 시티, 우리, 광주, 전북, 수협, 조흥, 해외다이너스, 하나

결제 통보 메일  (선택)

> 카드 명세서에는 (주)이니시스로 표기됩니다.  
 > 이니시스 고객센터(09:00 - 18:00) : 1588-4954  
 (야간):02-3430-5792 > 결제가안될때 > 서비스이용약관

안심클릭 신청하기 | 공인인증서 안내

① Check the agreement for using personal information for transfer.

② Click [다음(Next)].

③ Choose applicable credit card name, e-mail address, then pay with credit card information following each card company's directions.

\* You may see a message to install necessary programs of INICIS company.

# 7. Payment of Application Fee (3) 휴대폰 결제 Mobile Phone Payment

● 결제방법 (Payment method) - ▼아래의 결제방법을 선택하시면 자세한 내용을 확인할 수 있습니다.

(Please choose a payment method see in detail.)

계좌이체 Bank Account Transfer ▼ 카드 Credit Card ▼ International credit card ▼ **휴대폰 Mobile**

☎ 결제문의 : 다날 1566-3355

다날 휴대폰 결제

결제정보입력
승인번호입력
이용안내
고객센터

상 품 명	(UWAY Apply) 원서접수
결 제 금 액	
제 공 기 간	일반결제
휴대폰 번호	010 - [ ] - [ ]
가입 통신사	<input checked="" type="radio"/> SKT <input type="radio"/> KT <input type="radio"/> LG U+ <input type="radio"/> 알뜰폰
주민 번호 앞 7자리	[ ] - [ ] xxxxxxx
가입 여부	<input checked="" type="radio"/> 일반결제 <input type="radio"/> 휴대폰결제 비밀번호 가입 고객
휴대폰결제 비밀번호	[ ] <input style="font-size: small;" type="button" value="휴대폰결제 비밀번호란?"/>

전체 약관에 동의 합니다
  이용약관에 동의 
 개인정보수집/이용에 동의 
 개인정보제공/위탁에 동의

공지사항
다날 휴대폰 결제를 이용해 주셔서 감사합니다.

### 01 휴대폰 결제란?

- 사용 중인 휴대폰과 인증번호만으로 원서접수 및 유료컨텐츠를 결제할 수 있는 전자결제 서비스입니다.

### 02 휴대폰 결제 프로세스

- 결제에 이용할 휴대폰번호(본인 또는 타인 휴대폰 사용 가능) 및 가입자 주민번호를 입력 후 확인버튼 클릭
- 문자메시지를 통해 휴대폰으로 인증번호가 도착하면 결제 화면에 인증번호를 정확히 입력합니다. 승인번호를 전송받지 못했을 경우 재요청할 수 있습니다.

### 03 유의사항

- 타인의 개인정보를 이용하여 결제를 시도하는 것은 형사 처벌의 대상이 됩니다.  
(Making an attempt to pay by using the other person's personal information is subject to criminal punishment.)
- [통신사별 결제한도-통신사별 한도액이 상이하므로 확인 후 사용]**
  - SKT : 50만원 - 1회 10만원  
(사용실적에 따라 3만원~12만원 차등적용)
  - KTF : 50만원 - 1회 12만원(신규가입 고객 4만원)
  - LGT : 60만원(신규가입 및 번호이동 고객 5만원)

- ① Input mobile phone number (010, 011, 016...)
  - ② Click mobile service company(SKT, KT, LG....)
  - ③ Input registration number
  - ④ Click agreement, ⑤ Click [다음(Next)]
- \* You may see the message to install some program by DANAL company.



# 7. Payment of Application Fee (4) 해외 신용카드 International Credit Card

결제방법 (Payment method) - ▼아래의 결제방법을 선택하시면 자세한 내용을 확인할 수 있습니다.

(Please choose a payment method see in detail.)

계좌이체 Bank Account Transfer ▼ 카드 Credit Card ▼ **International credit card** 휴대폰 Mobile ▼

☎ 결제문의 : LG유플러스 1544-7772

**Acceptance of Terms**

Please agree to the following terms and conditions for payment

①  Terms of Service | Learn more▶  I agree

General Terms and Conditions for Electronic Financial Transactions (for users) ^

Guidance for collecting and using your personal information | Learn more▶  I agree

Consent for Personal Information Collection and Use ^

Guidance for providing and charging personal information | Learn more▶  I agree

Consent for Providing Personal Information and Consignment ^

②

전자결제

☎ 결제문의 : LG유플러스 1544-7772

**Credit Card Information**

Thank you for using eCredit

merchanname	(주)유웨이머플라이
Products	원서접수
Amount	
Offer Period	General Billing

Credit Card Info secure site by SSL

VISA  MASTER  JCB

CARD TYPE  DINERS  DISCOVER

CARD NO  -  -  -

VALID THRU Month ▼ Year ▼

please enter your Email

③  ④

전자결제


결제문의: LG데이콤 1544-7772 / 기타문의: 1588-8988

- ① Check the agreement for using personal information for payment.
- ② Click [Next].
- ③ Choose applicable credit card name and input all information, ④ Click 'submit'.

- \* You may see a message to install necessary programs of INICIS/LG UPLUS company.
- In case your card is not accepted, please try with another International credit card.
  - Please use IE browser and lower secure settings if the payment is not working well.

## 7. Payment of application fee (5) 알리페이 결제 AliPay Payment

### ALIPAY PAYMENT



- WebOrderNumberALIPAY2019010917540499811
- Goodname On-line Application Management
- Price
- Buyername  only English
- Buyertel
- Buyeremail

☆ Input your information and proceed with AliPay payment system.



## 8. Completion of Online Application

### ○ 접수상태 Application Status

접수일자 Date of your payment for application fee	접수명 Application information	접수번호 Registration Number	출력 및 수정 Print and/or Edit
20: 13:32:05  90,000원	Seoul National University 글로벌인재특별전형(부모가 모두 외국인인 외국인) International Admission I 석사-박사통합과정 Combined Master's/Doctoral Program 자연과학대학 College of Humanities	950	<ul style="list-style-type: none"> <li>📄 INFORMATION CHECK</li> <li>📄 <b>[Print]</b> APPLICATION FOR ADMISSION Pg.1 ①</li> <li>📄 <b>[Print]</b> APPLICATION FOR ADMISSION Pg.2</li> <li>📄 <b>[Print]</b> PERSONAL STATEMENT &amp; STUDY PLAN</li> <li>📄 <b>[Print]</b> PROOF OF APPLICATION</li> <li>📄 <b>[Edit]</b> PERSONAL INFORMATION ②</li> <li>📄 <b>[Edit]</b> ACADEMIC INFORMATION / PERSONAL STATEMENT &amp; STUDY PLAN</li> </ul>

### ○ 추천서 관련 Regarding Recommendation Letter

[Send a GUIDE EMAIL to 1st Recommender\(추천인1에게 추천서 작성 이메일 보내기\)](#)

[Send a GUIDE EMAIL to 2nd Recommender\(추천인2에게 추천서 작성 이메일 보내기\)](#)

[SUBMISSION STATUS OF ONLINE RECOMMENDATION LETTERS\(온라인 추천서 제출 현황 확인\)](#)

③

- ① Print Application Checklist.
- ② You may edit the information except Admission Type & Desired Program during application period.
- ③ As you finish application fee payment, a guide email for recommendation letters will automatically be sent to recommender I and II. However, if a recommender does not receive this e-mail, you must click **[Send a guide email for recommendation]**. Additionally, if you modify the information of a recommender, you should click **[Send a guide e-mail for recommendation]** to send a guide email to the appropriate person.

• **Modification/Cancellation of Admission Type & Major are NOT allowed after payment of application fee.**

# Thank you for your application!

If you have any questions,  
Please contact Office of Admissions.

e-mail: [snuadmit2@snu.ac.kr](mailto:snuadmit2@snu.ac.kr)

Tel: +82-2-880-6971 (Application Process,  
Document Submission)

+82-2-880-6977 (Document Review,  
Assessment)