

# International Student Admissions for Undergraduate Program

Online Application Procedure Guide

June 2018



# Procedure for Online Application

1. Visit SNU Website (<http://en.snu.ac.kr/apply/info>)
2. Move to Application Page
3. Sign-up(Create New Account) and Log-in
4. Application (Input Personal Information & Document Scan Upload)
5. Application (Input Academic Information)
6. Application (Input Personal Statement and Study Plan)
7. Payment of Application Fee
8. Completion of Online Application
9. Print Out Required Forms
10. Submit All Required Documents via Post or in Person  
(MUST Be Submitted at SNU Office of Admissions in Due Date)

※ Please Refer to Admissions Guide for Undergraduate Programs.

# 1. Click the Icon Marked Below on SNU Website. (Korean or English)

Korean: <http://admission.snu.ac.kr>

English: <http://en.snu.ac.kr/apply/info>



## 입학안내

대한민국의 미래를 개척하고 인류사회에 공헌하는  
국립대학법인 서울대학교로 거듭나겠습니다.

역사가 숨 쉬는 곳, 미래를 꿈꾸는 곳, 서울대학교는  
계명의 대학으로서 그 책임을 묵묵히 다하여  
세계의 대학으로 나아가는 새 지평을 열어가고 있습니다.

### > 대학 공지사항

더보기

- 2018 수시 총원합격자 발표 및 등록확인예치금 고지서 출력
- 2018 수시 총원합격자 선발 현황
- 2018 수시 합격자 발표 및 등록확인예치금 고지서 출력
- 2018학년도 의과대학 학사편입학전형 최종 합격자 발표
- 2018 정시 대학수학능력시험 자체 변환 표준점수표

### > 대학원 공지사항

더보기

- 2018학년도 경영전문대학원 EMBA(계약학과) 최종합격자 발표
- 2018학년도 법학전문대학원 일반전형 최종합격자 발표 등록금 고지서 ...
- 2018학년도 대학원 신입생 전기모집 합격자 발표
- 2018학년도 공학전문대학원 최종합격자 발표
- 2018학년도 법학전문대학원 특별전형 최종합격자 발표 및 등록금 고지서 ...

### > 글로벌인재특별전형 공지사항

더보기

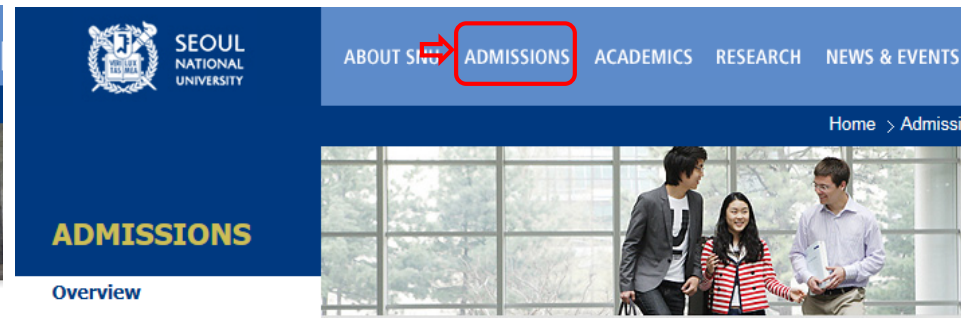
- 2018학년도 후기 글로벌인재특별전형 대학원 모집안내
- 2018학년도 후기 글로벌인재특별전형 학사신입학 모집안내

## 모집안내 바로가기

수시모집	>
정시모집	>
대학원	>
글로벌인재특별전형	>
각종 서식 다운로드	>



## Undergraduate



## Info for International Applicants

### Why Should I choose SNU?

[Five Reasons to Come to SNU](#)

### Can I preview the curriculum?

[Courses Taught in Undergraduate Programs](#)

[Courses Taught in Graduate Programs](#)

[Courses Taught in Professional Graduate Schools](#)

### How much are the tuition fees?

[Undergraduate Tuition Fee Chart for 2017 Spring Semester \(Download\)](#)

[Graduate Tuition Fee Chart for 2017 Spring Semester \(Download\)](#)

### Can I get a scholarship?

[See undergraduate scholarships](#)

[See graduate scholarships](#)

### Download the latest application guidebook

[2018 Fall Admissions for Undergraduates \(Download\)](#)

[2018 Fall Admissions for Graduates \(Download\)](#)

[Online Application Procedure Guide \(Undergraduate\)](#)

**2018 Fall Admissions for Undergraduates**  
[Download guidebook](#)

**2018 Fall Admissions for Graduates**  
[Download guidebook](#)

**Online Application for Undergraduates**  
[International admissions](#)


## Undergraduate

**Online Application for Graduates**

[International admissions for graduates](#)

## 2. Sign-up(Create a New Account) and Log-in at Application Page

로그인 Log-in | 회원가입 Sign-up ← 서울대학교 SNU

 서울대학교  
SEOUL NATIONAL UNIVERSITY

글로벌인재 특별전형 학사신입학 모집 International Admission, Undergraduate

유의사항 Notice | 원서작성 Application | 전형료결제 Payment | 접수완료확인 Confirmation

### 로그인 Log-in

서울대학교 글로벌인재특별전형 원서접수시스템에 오신것을 환영합니다.  
Welcome to application website for SNU International student admissions.

회원이입시 입력한 아이디(이메일주소)와 비밀번호를 입력하시기 바랍니다.  
[ID(Email address) and Password of your account] are required field.

✓ 아이디 ID  @  선택하세요. Select ▼

✓ 비밀번호 Password

**로그인 Log-in** **회원가입 Sign-up**

[비밀번호 재발급 Reset Password](#)

- If you have an ID/PW, input correct information and click button on [로그인 Log-in].
- If you don't have an account, click button on [회원가입 Sign-up] for create a new account.
- If you forgot the password, click [Reset Password].

\* Even if you hold an account for previous semester's admissions, you must create a new account for 2019 Spring.  
\* E-mail address of [qq.com] is not available.

## 3-1. How to Sign-up(Create A New Account)

로그인 Log-in | 회원가입 Sign-up | 서울대학교 SNU



글로벌인재 특별전형 학사신입학 모집 International Admission, Undergraduate

유의사항 Notice

원서작성 Application

전형료결제 Payment

접수완료확인 Confirmation



서비스 이용약관 동의  
Agreement for Service User



개인정보취급방침 동의  
Agreement for Collection of Personal Information

1. 목적  
가. 인터넷 서비스 이용 약관(이하 "본 약관"이라 한다)은

서울대학교 글로벌인재특별전형 원서접수에 따라 취급되는  
개인정보는 개인정보보호법에 따라 이용자 권익을 보호하

☒ 서울대학교 서비스 이용약관, 개인정보 수집 및 이용에 모두 동의합니다.  
Do you agree on the terms and conditions mentioned above?

← Click for agreement on the terms & conditions

### 가입정보입력 Sign-up

이름  
Name

아이디  
ID

 @ 

선택하세요. Select

중복확인 check\_id

· 이메일 주소가 아이디로 사용됩니다.  
Your email address will be your ID.  
· qq.com 메일 계정은 사용 불가합니다.  
[qq.com] mail account isn't available. Please use other mail account.

비밀번호  
Password

· 영문+숫자+특수문자로 조합하여 8~12자로 입력하세요. 영문은 대소문자 구분  
· Please type in a password within 8~12 letters using a combination of English, numbers, and special characters. (Password is case-sensitive.)

비밀번호 확인  
Confirm Password

확인 Continue

취소 Cancel

- Input applicant's full name.
- ID = Email address
- Click [중복확인(check ID)].
- If the ID is available, input the desired password & confirm it.
- Click [확인(Continue)].

## 3-2. How to Sign-up(Create A New Account)



글로벌인재 특별전형 학사신입학 모집 International Admission, Undergraduate

유의사항 Notice

원서작성 Application

전형료결제 Payment

접수완료확인 Confirmation

### 회원가입 Sign-up



서비스 이용약관 동의  
Agreement for Service User

1. 목적

가. 인터넷 서비스 이용 약관(이하 "본 약관"이라 한다)은



개인정보취급방침 동의  
Agreement for Collection of Personal Information

서울대학교 글로벌인재특별전형 원서접수에 따라 취급되는  
개인정보는 개인정보보호법에 따라 이용자 권익을 보호하



서울대학교 서비스 이용약관, 개인정보 수집 및 이용에 모두 동의합니다.  
Do you agree on the terms and conditions mentioned above?

### 가입정보입력 Sign-up



이름  
Name

JaneKim



아이디  
ID

test123

@ snu.ac.kr

직접입력 Input full address

중복확인 check\_id

· 이메일 주소가 아이디로 사용됩니다.  
Your email address will be your ID.  
· qq.com 메일 계정은 사용 불가능합니다.  
[qq.com] mail account isn't available. Please use other mail account.



비밀번호  
Password

●●●●●●

· 영문+숫자+특수문자로 조합하여 8~12자로 입력하세요. 영문은 대소문자 구분  
· Please type in a password within 8~12 letters using a combination of English,  
numbers, and special characters. (Password is case-sensitive.)



비밀번호 확인  
Confirm  
Password

●●●●●●

- After inputting all information click [Continue].

확인 Continue

취소 Cancel

### 3-3. How to Sign-up(Create A New Account)



서울대학교  
SEOUL NATIONAL UNIVERSITY

글로벌인재 특별전형 학사신입학 모집 International Admission, Undergraduate

유의사항 Notice

원서작성 Application

전형료결제 Payment

접수완료확인 Confirmation

#### 회원가입 Sign-up

회원가입이 완료되었습니다.  
Sign-up is completed.

JaneKim님의 아이디는 **test123@snu.ac.kr**입니다.

서울대학교 글로벌인재특별전형 원서접수를 진행하실 수 있습니다.

Your ID is **test123@snu.ac.kr**

You can continue application for International student admission.

로그인 Log-in



## 4-1. Application for Admissions

### 2019학년도 전기 Spring, 2019

아래 버튼을 누르면 자세한 전형일정을 보실 수 있습니다.  
Select a language to see the admissions timetable in detail.

☐ Korean

☒ English

Select a language to see the direction.

### Admissions Timeline

Step		Deadline	
1	Online Application	<b>June 18 (Mon), 2018 ~ July 12 (Thu), 2018 (by 17:00, Korean Standard Time)</b>	
		<ul style="list-style-type: none"><li>Entrance to the program starts in March 2019</li><li>Click ‘Online Application for Undergraduates’ and create an account at the online application website during the specified period.</li><li><a href="http://en.snu.ac.kr/apply/info">SNU Admissions</a> <a href="http://en.snu.ac.kr/apply/info">http://en.snu.ac.kr/apply/info</a></li><li>Online application can be time-consuming. We strongly suggest applicants to complete the online application at least a week before the online application deadline.</li></ul>	
2	Submission of Documents	<b>June 18 (Mon), 2018 ~ July 13 (Fri), 2018 (by 18:00, Korean Standard Time)</b>	
		<ul style="list-style-type: none"><li>Only applicable to documents that must be submitted by post or by visit in person. Please refer to pages 7-10 of Application Guideline for the list of required documents to be submitted.</li><li>After completing the online application, the required documents should be arrived at the SNU Office of Admissions by the designated deadline.</li><li>✖ The venue for document submission is expected to be very crowded, as the deadline for submission approaches. You are advised to submit your documents at your earliest convenience.</li></ul>	
		Online submission of Recommendation Letters	<b>June 18 (Mon), 2018 ~ July 12 (Thu), 2018 (by 17:00, Korean Standard Time)</b>
		<ul style="list-style-type: none"><li>Accessible via application website after completing online application procedures (Check page 13 for information regarding document submission)</li></ul>	



## 4-2. Application for Admissions

### 3 아래의 경우 지원자 본인에게 책임이 있음

#### You will be responsible if:

- 결제를 하지 않아 원서접수가 되지 않았을 경우  
Your application is not complete due to your failure to pay the application fee;
- 결제가 되더라도 접수번호를 확인하지 않아 원서접수가 되지 않았을 경우  
Your application is not complete due to your failure to note your registration number after paying the fee;
- 원서작성 시 입력내용이 사실과 다를 경우  
There is any fact or statement in the application which is misrepresented, false and /or incorrect.
- 동 전형에서 중복 지원(2개 이상의 접수번호 부여)할 경우 결격으로 처리됩니다.  
Applicants are not allowed to utilize a cross application approach, which can lead to disqualification. Cross-application is defined as when an applicant is given more than one registration number after submitting multiple applications. Submission of multiple applications means either applying more than one undergraduate course, or applying both undergraduate and graduate course at once.
- 입학본부에서 발송한 이메일을 체크하지 않는 경우 이에 대한 불이익이 발생할 수 있으며, 이는 지원자 본인의 책임입니다.  
Please note that the Office of Admissions do not hold any responsibility for an applicant who failed to check his or her e-mails in a timely manner.

#### 인터넷 원서접수 시 문의사항

Contact number for enquiries regarding online application procedure and technical errors

(주)유웨이애플라이  
(UWAY APPLY Co., Ltd.)

1588-8988

#### 글로벌인재특별전형 관련사항

Contact number for admissions enquiries

서울대학교 입학본부  
Seoul National University  
Office of Admissions

+82-2-880-6971

원서작성하기 Proceed to the application



Click this button to proceed to application

## 4-3. Application for Admissions



서울대학교  
SEOUL NATIONAL UNIVERSITY

글로벌인재특별전형 학사신입학 모집 International Admissions, Undergraduate

유의사항 Notice

원서작성 Application

전형료결제 Payment

접수완료확인 Confirmation

address, telephone number, mobile phone number, email address, etc.), Parents' information, School information, etc.

2. Purpose of collection : admissions process only (It will however be recorded and used as academic administration data, if admitted.)
3. Terms of retention and usage of the collected personal information: The collected personal information is to be discarded, if the information is no longer in use for the following reasons: the expiry of period for retention of personal information, the termination of using the information for admissions purpose, etc. (It will however be recorded and used as academic administration data, if admitted)

개인정보의 수집 및 이용에 동의하십니까?

Do you agree with the terms and conditions above for admissions guide?

☐ 동의함 Agree ☐ 동의하지 않음 Disagree

← Click [Agree]

※ 개인정보의 수집 및 이용에 대해 거부할 권리가 있으며, 이를 거부할 경우 대입 원서를 접수할 수 없습니다.

An applicant has his/her right not to agree with the terms and conditions above. However, in case of disagreement, he/she cannot proceed application for admissions.

### II. 모집안내 동의 여부 Consent to Admissions Guide

#### [한국어 안내]

본인은 서울대학교 글로벌인재특별전형 모집안내에 게시된 내용에 동의하며, 동 모집안내를 숙지하지 않아 발생하는 문제는 본인의 책임임을 확인합니다.

#### [English version]

I agree to abide by the rules and regulations in the Admission Guide for International Students and will take full responsibility for any problems arising from failing to adhere to the same.

위 내용에 동의하십니까?

Do you agree with the terms and conditions above for admissions guide?

☐ 동의함 Agree ☐ 동의하지 않음 Disagree

← Click [Agree]

※ 위 내용에 동의하지 않을 경우 원서를 접수할 수 없습니다.

If an applicant does not agree with the terms and conditions above, he/she will not be permitted to apply as the admissions process cannot proceed in a secure and efficient manner.

## 4-3. Application for Admissions

### III. 제3 자 개인정보 제공 동의 여부(추천인)

Consent to release of personal information to 3rd party (Recommender)

#### [한국어 안내]

##### <개인정보 제공 동의 여부 추가>

추천인 I, II 에게 지원자의 개인정보 제공에 대한 동의

1. 제공하는 개인정보

- 전형, 모집단위, 영문이름, 생년월일, 이메일

2. 개인정보의 제공 목적: 입학전형(추천서)

#### [English version]

##### <Addition to agreement to release information to 3rd party>

Consent to release of information on applicant to Recommenders I and II

1. Information being released:

- Application track, Applying major, English name, Birth date, E-mail

2. Purpose of providing information: Admission assessment (recommendation)

개인정보의 수집 및 이용에 동의하십니까?

Do you agree with the terms and conditions above for admissions guide?

☐ 동의함 Agree ☐ 동의하지 않음 Disagree

← Click agreement

※ 개인정보의 수집 및 이용에 대해 거부할 권리가 있으며, 이를 거부할 경우 대입 원서를 접수할 수 없습니다.

An applicant has his/her right not to agree with the terms and conditions above. However, in case of disagreement, he/she cannot proceed application for admissions.

접수완료(결제완료) 후에는 접수 취소, 결제 취소, 결제금액 환불, 지원과정/모집단위(학과/전공) 변경 불가.

단, 접수완료 후에도 개인 인적 정보 및 학력 사항, 자기소개서 및 수학계획서는 인터넷 접수 기간 중에 수정 가능.

Once you have paid the application fee and been issued your registration number, you will NOT be able to cancel your application as well as your payment, get a refund of your fee and change degree course/program(department/major) which you choose.

[Personal/Academic Information] and [Personal Statement and Study Plan] can be modified after payment during the online application period.

원서작성하기 Proceed to the application



Click this button to proceed to application

## 4-4. Application(Personal Information)



글로벌인재특별전형 학사신입학 모집 International Admissions, Undergraduate

유의사항 Notice	원서작성 Application	전형료결제 Payment	접수완료확인 Confirmation
-------------	------------------	---------------	---------------------

### ○ Collage/Department

* Academic year	<input checked="" type="radio"/> 2019학년도 전기 <b>Spring, 2019</b>	
* Admission Type	<input type="radio"/> 글로벌인재특별전형I(본인 및 부모 모두 외국인) International Admission I <input type="radio"/> 글로벌인재특별전형II(전교육과정해외이수자) International Admission II	
부모가 모두 외국 국적을 가진 외국인으로서 고등학교 졸업 또는 이와 동등이상의 학력이 있다고 인정되는 자 (Both the applicant and his/her parents are not citizens of Korea; and the applicant is a high school graduate, or has attained an equivalent level of education,)		
* Desired Program of Study	<input type="text"/>	Dept/School/Major

Click the admission type

I : Application by Nationality

II : Application by Education Background

### ○ Language Proficiency

* TOPIK	<input type="text" value="Level 6"/>	If you hold a valid TOPIK score, select level If you don't, choose "no test results".
* Test date of TOPIK	※ Please enter the test date of TOPIK, <input type="text"/> DAY <input type="text"/> MONTH <input type="text"/> YEAR	

If you hold a valid TOPIK score, enter the test date.

## 4-5. Application(Personal Information)

모집단위 - Windows Internet Explorer

17년 연속 서울대학교

서울대학교

유의사항 Notice

Collage/Department

Academic year

Admission Type

부모가 모두 외국 국적을  
(Both the applicant and  
attained the equivalent)

Desired Degree Course

Desired Program Study

Language Proficiency

TOPIK

Personal Information

English Name

Korean Name (if any)

Nationality

Place of Birth

Dual nationality  
Korean and other  
foreign citizenship

모집단위검색

CLOSE X

지원하고자 하는 모집단위를 선택하세요.  
Please select desired program of study.

단과대학(College/Unit)	지원학부(과,전공)	모집단위(Major)
인문대학College of Humanities	인문계열	Humanities
	정치·외교학부	Political Science and International Relations
	경제학부	Economics
	사회학과	Sociology
	인류학과	Anthropology
사회과학대학College of Social Sciences	심리학과	Psychology
	지리학과	Geography
	사회복지학과	Social Welfare
	언론정보학과	Communication
자연과학대학College of Natural Sciences	수리과학부	Mathematical Sciences
	통계학과	Statistics
	물리·천문학부 물리학전공	Physics & Astronomy, Physics
	물리·천문학부 천문학전공	Physics & Astronomy, Astronomy
	화학부	Chemistry
	생명과학부	Biological Sciences
	지구환경과학부	Earth and Environmental Sciences
간호대학College of Nursing	간호학과	College of Nursing
경영대학College of Business Administration	경영학과	College of Business Administration
	건설환경공학부	Civil and Environmental Engineering
	기계항공공학부 기계공학전공	Mechanical & Aerospace Engineering, Mechanical Engineering
	기계항공공학부 우주항공공학전공	Mechanical & Aerospace Engineering, Aerospace Engineering
	재료공학부	Materials Science and Engineering
	전기·정보공학부	Electrical and Computer Engineering
공과대학College of Engineering	컴퓨터공학부	Computer Science and Engineering

If you are a foreigner(male), enter your birth date (YYMMDD) followed by 5000000.

☆ Choose a desired program of study.

☆ Please choose correct desired program of study.  
☆ It may not be modified/canceled by any reason after application fee payment.

## 4-6. Application(Personal Information)

### Personal Information

English Name	<p>Family/Last(성) : <input type="text" value="CHU"/> First(명) : <input type="text" value="CHU"/> Middle(if any) : <input type="text" value="CHU"/></p> <p>※ The name must match exactly as it appears on your passport or other forms of ID.</p>
Korean Name (if any)	<p>※ Please enter your Korean name (up to 15 words). If you don't have one, you may leave it blank.</p> <p><input type="text" value="한글"/></p>
Nationality	<p><input type="text"/> <input type="button" value="Search"/></p>
Place of Birth	<p><input type="text"/> <input type="button" value="Search"/> <input type="button" value="Use My Nationality"/></p>
Dual nationality of Korean and other foreign citizenship	<p><input type="radio"/> YES <input type="radio"/> NO</p>
Resident Registration Number	<p>※ 한국 국적자는 정당한 주민등록번호를 입력하시기 바랍니다. ※ Korean nationals should enter correct resident registration number.</p> <p>※ Foreigners born after 1900 If you are a foreigner(male), enter your birth date (YYMMDD) followed by 5000000. For example, - If your birth date is 5/16/1997, enter 970516-5000000.</p> <p>If you are a foreigner(female), enter your birth date (YYMMDD) followed by 6000000. For example, - If your birth date is 12/25/1996, enter 961225-6000000.</p> <p>※ Foreigners born after 2000 If you are a foreigner(male), enter your birth date (YYMMDD) followed by 7000000. For example, - If your birth date is 5/16/2000, enter 000516-7000000.</p> <p>If you are a foreigner(female), enter your birth date (YYMMDD) followed by 8000000. For example, - If your birth date is 12/25/2000, enter 001225-8000000</p> <p><input type="text" value="001225"/> - <input type="text" value="8000000"/></p>
Gender	<p><input type="radio"/> Male <input checked="" type="radio"/> Female</p>
Passport Number	<p>※ Please check "None" if you don't have a passport.</p> <p><input type="text" value="None"/> ( <input checked="" type="checkbox"/> None )</p>
Alien Registration Number	<p>※ Please skip if you don't have a Certificate of Alien Registration. ※ If applicable, Please input correct alien registration number on your alien card.</p> <p><input type="text"/> - <input type="text"/></p>
Date of Birth	<p><input type="text" value="25"/> DAY <input type="text" value="12"/> MONTH <input type="text" value="2000"/> YEAR</p>
Date of Nationality Acquired	<p><input type="text" value="25"/> DAY <input type="text" value="12"/> MONTH <input type="text" value="2000"/> YEAR <input type="button" value="Use My Date of Birth"/></p> <p>※ If there has been no change in your nationality/citizenship status, the acquired date of nationality should be same as your date of birth.</p>

- ☆ Input all correct personal information  
Fields with (\*) are mandatory.
- ☆ If you have Korean name, input it.  
If you don't, leave it blank.
- ☆ Input your nationality and place of birth  
(Please choose correct nationality, If it's not on the list, please type directly after clicking [etc].)
- ☆ If you hold dual nationality of Korea and another country, choose [Yes] and input correct information.
- ☆ Input correct resident registration number.  
If you don't, please follow the guide.
- ☆ Choose gender.
- ☆ Input passport number.  
If you don't have one, click [None].
- ☆ If you hold an alien registration number, input correct information.  
If you don't, leave it blank.
- ☆ Input date of birth and date of nationality acquisition.

## 4-7. Application(Personal Information)

### - In Case of Dual Nationality of Korea and Another Country



글로벌인재 특별전형 학사신입학 모집 International Admission, Undergraduate

유의사항 Notice	원서작성 Application	전형료결제 Payment	접수완료확인 Confirmation
* Desired Degree Course	<input checked="" type="radio"/> 학사과정 신입학 Undergraduate Freshman		
* Desired Program of Study	사회과학대학 College of Social Sciences 심리학부 Psychology <input type="text"/> Dept/School/Major		

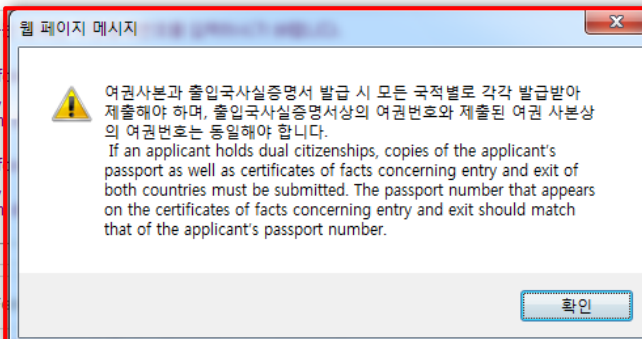
#### Language Proficiency

* TOPIK	Level 4 <input type="text"/>
---------	------------------------------

#### Personal Information

* English Name	Family/Last(성) : <input type="text"/> Jane First(명) : <input type="text"/> Kim Middle(if any) : <input type="text"/> * The name must match exactly as it appears on your passport or other forms of ID.
Korean Name (if any)	* Please enter your Korean name (up to 15 words). If you don't have one, you may leave it blank. <input type="text"/>
* Nationality	<input type="text"/> Republic of Korea (ROK) <input type="button" value="Search"/>
* Place of Birth	<input type="text"/> Republic of Korea (ROK) <input type="button" value="Search"/> <input type="button" value="Use My Nationality"/>
Dual nationality of Korean and other foreign citizenship	<input checked="" type="radio"/> YES <input type="radio"/> NO
* Resident Registration Number	* 한국 국적자 If you are a foreigner, please do not enter. For example, 12345678901234567890 - If your birth date is 12/31/2000, enter 12312000000000000000. If you are a foreigner, please do not enter. For example, 12345678901234567890 - If your birth date is 12/31/2000, enter 12312000000000000000. <input type="text"/> - <input type="text"/>
* Gender	<input type="radio"/> Male <input type="radio"/> Female

- ☆ If you hold dual nationality of Korea and another country, choose [Yes] and input correct information about both nationalities.
- ☆ In this case, applicant must submit required documents for both nationalities.
- ☆ If you hold dual nationality of Korea and another country, you are not eligible to apply for Admissions Type I.





## 4-8. Application(Personal Information)



글로벌인재특별전형 학사신입학 모집 International Admissions, Undergraduate

유의사항 Notice	원서작성 Application	전형료결제 Payment	접수완료확인 Confirmation
* Mailing Address	<p>※ Please type in the Mailing Address at which we can reach you after the admission decision,</p> <p>Zip Code : <input type="text"/></p> <p>Address : <input type="text"/></p>		
* Telephone	<p><input type="text"/></p> <p>※ Please include the Country and City Codes, ex) 82-2-1234-5678</p>		
* Cell Phone	<p><input type="text"/></p> <p>※ Please include the Country and City Codes, ex) 82-10-1234-4567</p>		
* E-mail	<input type="text"/>		

- ☆ Input all correct personal information
- Fields with (\*) are require fields.
- ☆ Input mailing address.
- ☆ Input correct contact number.
- ☆ This field will be automatically completed with information from account creation page.

### ○ Family Information (※ Information requested regarding applicant eligibility.)

* Father	<input type="radio"/> Father <input checked="" type="radio"/> Father deceased
* Mother	<input type="radio"/> Mother <input checked="" type="radio"/> Mother deceased
Check if applicable	<input type="checkbox"/> Parents divorced
* Financial Resources	<p>You and/or your sponsor are responsible for all educational and living expenses for the entire duration of your study at SNU: <input checked="" type="radio"/> Agree <input type="radio"/> Disagree</p>

- ☆ Input correct information of parents.
- ☆ Choose the correct category and fill out all the blanks carefully checking the instructions provided below.
- ☆ Please choose correct nationality, If it's not on the list, please type directly after clicking [etc].
- ☆ Agree for financial resources.

## 4-8. Application(Personal Information)

유의사항 Notice

원서작성 Application

전형료결제 Payment

접수완료확인 Confirmation

### Applicant PIN

<p>• Applicant PIN</p>	<div style="border: 1px solid black; width: 100px; height: 20px; margin-bottom: 5px;"></div> <p>- 영어 또는 숫자 8~10자리를 입력하시거나 영어와 숫자를 혼합하여 8~10자리를 입력해주세요. Enter 8 to 10 digits of English or numeric digits or enter 8 to 10 digits in combination with English and numbers.</p> <p>- Applicant PIN 은 추천인이 추천서 작성 시 지원자 정보를 찾기 위한 필수정보입니다. The applicant PIN is used by a recommender to search for a certain applicant.</p>
------------------------	---

☆ Make your own pin number and input it.

### Notes

<p>• Notes</p>	<p>1. 추천인 이메일 계정에 따라서 추천서 작성 안내 메일이 발송되지 않을 수 있으므로, 추천인에게 해당 메일 수신 여부를 꼭 확인하시기 바랍니다. E-mail may not arrive to the recommender due to it being returned or omitted. Please check with your recommender after applying to make sure that the e-mail has arrived.</p> <p>2. 추천인 이메일 계정은 Gmail 등 상용 이메일 계정보다 추천인이 재직 중인 학교의 공식 이메일 계정 사용 권장합니다. We advise that the recommender's email be an official account of the school in which the recommender is employed, rather than a commercial account (such as gmail, etc).</p> <p>3. 추천인이 추천서를 작성 후 저장하였거나 최종 제출한 경우 추천인 정보 수정이 불가능합니다. 만, 부득이하게 추천인 정보 수정이 꼭 필요한 경우 입학본부(02-880-6971)로 연락하시면 사유 확인 후 수정 하드리도록 하겠습니다. If recommendation letters has been made or submitted, it is not possible to modify the information of recommender. However, if modification of recommender information is inevitably needed, please contact the Office of Admissions, Seoul National University. (+82-2-880-6971)</p>
----------------	---

### Recommender I

<p>• Recommender's Name</p>	<p>Family/Last : <input type="text"/></p> <p>First : <input type="text"/></p> <p>Middle(if any) : <input type="text"/></p>
<p>• Recommender's E-mail</p>	<div style="border: 1px solid black; width: 100px; height: 20px; margin-bottom: 5px;"></div> <p>* qq.com 메일 계정은 사용 불가능합니다. [qq.com] mail account isn't available. Please use other mail account.</p>

☆ Input your recommender's accurate information  
☆ Check if your recommenders receive the automatic e-mail from SNU after application fee payment.

### Counselor Reference

<p>• Counselor's Name</p>	<p>Family/Last : <input type="text"/></p> <p>First : <input type="text"/></p> <p>Middle(if any) : <input type="text"/></p>
<p>• Counselor's E-mail</p>	<div style="border: 1px solid black; width: 100px; height: 20px; margin-bottom: 5px;"></div> <p>* qq.com 메일 계정은 사용 불가능합니다. [qq.com] mail account isn't available. Please use other mail account.</p>

## 4-8. Application(Personal Information)

### Scholarship

<b>I want to apply for a scholarship</b>	<input checked="" type="radio"/> YES <input type="radio"/> NO • Applying for a scholarship will not affect admission decision. Applying for a scholarship does not ensure receipt of an award.
--	--

### Select a language in which you prefer to read the application checklist

<b>Language</b>	<input checked="" type="radio"/> Korean(국문판) <input type="radio"/> English(영문판)
-----------------	---

접수완료(결제완료) 후에는 접수 취소, 결제 취소, 결제금액 환불, 지원과정/모집단위(학과/전공) 변경 불가.  
만, 접수완료 후에도 개인 인적 정보 및 학력 사항, 자기소개서 및 수학계획서는 인터넷 접수 기간 중에 수정 가능.

Once you have paid the application fee and been issued your registration number, you will NOT be able to cancel your application as well as your payment, get a refund of your fee and change degree course/program(department/major) which you choose.

[Personal/Academic Information] and [Personal Statement and Study Plan] can be modified after payment during the online application period.

다음단계 Next



- ☆ If you want to apply for scholarship, click [Yes].
- ☆ Select language of application checklist.
- ☆ After check personal information correctly, Click [Next].

## 4-9. Application(Document Scan Upload)

### Upload Documents

#### Upload Documents

- 1) 업로드 파일 형식은 PDF, JPG, PNG 형태만 가능합니다.  
Only files in PDF, JPG or PNG format are accepted.
- 2) 지원자 여권사본, 부모 여권사본 제출이 어려운 경우 지원자 국적증명, 부모 국적증명 서류로 대체하여 업로드 하시기 바랍니다.  
If copies of the applicant and parents' passport are unavailable for any reason, the applicant's and parents' certificate of nationality must be submitted instead.
- 3) \* 표시된 서류는 필수 제출 서류입니다.  
\* Required documents.
- 4) \*\* 표시된 서류는 필수 제출 서류이나, 제출이 어려운 경우 대체 서류로 업로드 하시기 바랍니다.  
\*\* Required documents that can be replaced by alternative documents if they are unavailable.
- 5) \*\*\* 표시된 서류는 선택 제출 가능한 서류입니다.  
\*\*\* Optional documents.
- 6) 파일업로드 방법: 제출서류별 파일을 [찾아보기] 버튼을 눌러 선택하고, 화면 하단의 [파일등록하기](파란색)버튼을 눌러야 파일 업로드가 완료됩니다. 각 파일별 용량제한은 최대 8MB입니다.  
How to Upload Documents: Click [파일등록하기] to choose a document to upload and then click [Upload file] at the bottom of the page to complete the file upload. The capacity limit for each file is up to 8MB.

Official(Expected) High School Graduation Certificate *	파일없음
Official High School Transcript*	파일없음
A Copy of the Applicant's Passport**	파일없음
Other official documents indicating the applicant's nationality	파일없음
Copies of Both Parents' Passport**	파일없음
Other official document indicating both parents' nationality	파일없음
Other official document indicating parent-child relationship between the applicant and his/her parents.*	파일없음
Proof of Language Proficiency*	파일없음
Supplementary Materials (School profile)***	파일없음
Supplementary Materials (Standardized tests and other indicators of academic achievement) ***	파일없음
Supplementary Materials (High School Activities/Awards)***	파일없음
[Upload File]	

☆ Click [Upload File] to submit the scanned files of the required documents.

## 4-9. Application(Document Scan Upload)



☆ Click [찾아보기(Search)] to find a file.

☆ Click [파일등록하기(Submit)] to save the file in the internet system server.

## 4-9. Application(Document Scan Upload)

### Upload Documents

How to Upload Documents: Click [파일등록하기] to choose a document to upload and then click [Upload file] at the bottom of the page to complete the file upload. The capacity limit for each file is up to 8MB.

Official(Expected) High School Graduation Certificate *	1.png(0.01Mbyte)	Check file Delete
Official High School Transcript*	파일없음	
A Copy of the Applicant's Passport**	파일없음	
Other official documents indicating the applicant's nationality	파일없음	
Copies of Both Parents' Passport**	파일없음	
Other official document indicating both parents' nationality	파일없음	
Other official document indicating parent-child relationship between the applicant and his/her parents. *	파일없음	
Proof of Language Proficiency*	파일없음	
Supplementary Materials (School profile)***	파일없음	
Supplementary Materials (Standardized tests and other indicators of academic achievement) ***	파일없음	
Supplementary Materials (High School Activities/Awards)***	파일없음	
		[Upload File]

- ☆ Click [Check File] to see or download the file.
- ☆ Click [Delete] to delete the file.

- ☆ Click [Upload File] to change or add a file.

## 5. Application (Academic information)



글로벌인재 특별전형 학사신입학 모집 International Admission, Undergraduate

유의사항 Notice

원서작성 Application

전형료결제 Payment

접수완료확인 Confirmation

### Academic Information

※ In chronological order, list the names and complete addresses (including zip code) of all the schools and institutions that you have attended. (For International admissions I applicants only need to input high school information. International admissions II applicants need to input all information from primary school to school.) Indicate the (expected) Graduation date or the Last date of Attendance for the current school.

**\* School 1  
(English only)**

삭제 DELETE    추가 ADD

**\* Level of Study** : Select

**\* Dates Attended** : (DD)/(MM)/(YYYY) ~ (DD)/(MM)/(YYYY)

**\* Start Grade/Semester** : Select / Select

**\* End Grade/Semester** : Select / Select

**\* Country of School** : 검색 Search

**City** :

**\* Name of School** :

**Zip Code** :

**\* Address** :

**\* (Expected) Graduation or Last Date of Attendance** : (DD) / (MM) / (YYYY)

**\* Telephone** :

**Fax** :

**E-mail Address** :

☆ Choose the correct category and fill out all the blanks carefully checking the instructions provided below.  
Fields with (\*) are mandatory.

☆ Grade/Semester

ie. If you studied from 1<sup>st</sup> semester of 1<sup>st</sup> grade to 2<sup>nd</sup> semester of 3<sup>rd</sup> grade, select as below:

- Level of Study: High School
- Start Grade/Semester: 1<sup>st</sup> Grade, Semester System, 1<sup>st</sup> Semester
- End Grade/Semester: 3<sup>rd</sup> Grade, Semester System, 2<sup>nd</sup> Semester

☆ Please choose correct Country/Name of School.  
If it's not on the list, please type directly after clicking [etc].

☆ Click [Add] to obtain additional fields for school information.

☆ Application type I: Input records of High school and afterwards.

☆ Application type II: Input **each** information of Elementary, Middle, High school information.



## 6-1. Application (Personal Statement & Study Plan)

### Personal Statement and Study Plan

※ Please type and print in English or Korean on the online application.  
(One English character=1byte, One Korean chracter=2bytes, Enter/Space key=1byte)

- \* 1. In relation to your academic interest and personal experiences, please describe your motivation for your desired course. You may include information related to your preparation for the course and related academic achievements. Please state your goals while studying at Seoul National University as well as your study plan (4000 bytes limit).

입력Byte수 : 0 / 총바탕, 띄어쓰기 포함 4000Byte 이내  
Current Byte : 0/ 4000Byte limit including Enter & Space

- \* 2. Please briefly state your academic and extracurricular activities(4000 bytes limit).



입력Byte수 : 0 / 총바탕, 띄어쓰기 포함 4000Byte 이내  
Current Byte : 0/ 4000Byte limit including Enter & Space

- \* 3. Please write about yourself with regard to your characteristics other than your record of academic achievement. This section is provided to illustrate the personal aspects of each applicant. The following contents may be included in this section, though this section is not limited to them; experiences which have been influential in your life, individual perspectives on current issues, or role models or figures you respect (4000 bytes limit).

입력Byte수 : 0 / 총바탕, 띄어쓰기 포함 4000Byte 이내  
Current Byte : 0/ 4000Byte limit including Enter & Space

- ☆ Fields with (\*) are mandatory.
- ☆ Max length of each category is 4000 bytes.  
One English letter = 1 byte  
Space & Enter key = 1 byte  
One Korean letter = 2 bytes

## 6-2. Application (Personal Statement & Study Plan)

유의사항 Notice	원서작성 Application	전형료결제 Payment	접수완료확인 Confirmation
<b>Disciplinary History</b>			
<p><b>*1)</b></p> <p>Have you ever been found responsible for a disciplinary violation at any educational institution you have attended from 10th grade (or the international equivalent) forward, whether related to academic misconduct or behavioral misconduct, which resulted in disciplinary action? These actions could include, but are not limited to: probation, suspension, removal, dismissal, or expulsion from the institution.</p> <p><input checked="" type="radio"/> YES <input type="radio"/> NO</p>			
<p><b>* If you answered "yes", please give us detailed information such as the approximate date of the incident and explain the circumstance(1000 bytes limit).</b></p> <p>입력Byte수 : 0 / 풀바꿈, 띄어쓰기 포함 1000Byte 이내</p> <div style="border: 1px solid #ccc; height: 150px; width: 100%;"></div>			
<p><b>*2)</b></p> <p>Have you ever been adjudicated as guilty or convicted of a misdemeanor, felony, or other crime? [Note that you are not required to answer "yes" to this question, or provide an explanation, if the criminal adjudication has been expunged, sealed, annulled, pardoned, destroyed, erased, impounded, or otherwise ordered by a court to be kept confidential.]</p> <p><input checked="" type="radio"/> YES <input type="radio"/> NO</p>			
<p><b>* If you answered "yes", please give us detailed information such as the approximate date of the incident and explain the circumstance(1000 bytes limit).</b></p> <p>입력Byte수 : 0 / 풀바꿈, 띄어쓰기 포함 1000Byte 이내</p> <div style="border: 1px solid #ccc; height: 150px; width: 100%;"></div>			

- ☆ Fields with (\*) are mandatory.
- ☆ After choosing Disciplinary History, go to next step.  
If you are in case 1) or/and 2), please describe about it in a text box. If not, please go to next step.

☆ Application information can be modified before payment.  
After payment you may not cancel or change Admission Type & Desired Program.

But you may modify Personal Information and Academic Information before the application deadline.

Please input information correctly.


## 6-3. Application (Personal Statement & Study Plan)

유의사항(Notice)	원서작성(Application)	전형료결제(Payment)	접수완료확인(Confirmation)
<p>achievements. Please state your goals while studying at Seoul National University as well as your study plan (4000 bytes limit).</p> <p>입력Byte수 : 16 / 띄어쓰기 포함 4000Byte 이내</p> <p>test test test test</p>			
<p>* 2. Please briefly state your academic and extracurricular activities(4000 bytes limit).</p> <p>입력Byte수 : 16 / 띄어쓰기 포함 4000Byte 이내</p> <p>test test test test</p>			
<p>* 3. Please write about yourself with regard to your characteristics other than your record of academic achievement. This section is provided to illustrate the personal aspects of each applicant. The following contents may be included in this section, though this section is not limited to them; experiences which have been influential in your life, individual perspectives on current issues, or role models or figures you respect (4000 bytes limit).</p> <p>입력Byte수 : 16 / 띄어쓰기 포함 4000Byte 이내</p> <p>test test test test</p>			
<p><b>Disciplinary History</b></p>			
<p>* 1)</p>		<p>Have you ever been found responsible for a disciplinary violation at any educational institution you have attended from 10th grade (or the international equivalent) forward, whether related to academic misconduct or behavioral misconduct, which resulted in disciplinary action? These actions could include, but are not limited to: probation, suspension, removal, dismissal, or expulsion from the institution.</p> <p>NO</p>	
<p>* 2)</p>		<p>Have you ever been adjudicated as guilty or convicted of a misdemeanor, felony, or other crime?</p> <p>[Note that you are not required to answer "yes" to this question, or provide an explanation, if the criminal adjudication has been expunged, sealed, annulled, pardoned, destroyed, erased, impounded, or otherwise ordered by a court to be kept confidential.]</p> <p>NO</p>	
<p><b>If you answered "yes" to either or both questions, please attach a separate sheet of paper that gives the approximate date of each incident, explain the circumstance(s), and write your reflection on the experience.</b></p>			
<p>* 결제불 하셔야 수수료가 환불됩니다. 결제 후에는 원서수정권 접수취소가 불가능하니 유의 내용을 반드시 확인하신 후에 결제하시기 바랍니다. (Application is complete after making a payment. After the payment, you can neither modify your information nor cancel the application. Please note that the application fee is not refundable. Please make it sure that you have entered all your information correctly before proceeding with your payment.)</p>			
<p>수정하기 &gt;</p>		<p>결제하기</p>	

- ☆ Before payment please check all the information. You can modify the information by [수정하기(Modification)].
- ☆ Then go to next step by clicking [결제하기(Payment of Application Fee)].

- If any correction/modification is needed, click [수정하기(Modification)].
- Modification/Cancellation of Admission Type & Desired Program are NOT allowed after payment of application fee.

## 6-4. Application(Check Final Inputted Information)

유의사항 Notice	원서작성 Application	전형료결제 Payment	접수완료확인 Confirmation
<p>★ 2. Please briefly state your academic and extracurricular activities(4000 bytes limit).</p>			
<p>웹 페이지 메시지</p> <div>  <p>전형료 결제 이후에는 입력한 정보(모집단위 등) 수정 및 취소가 불가하므로 아래 사항을 반드시 확인 후 결제하시기 바랍니다.</p> <p>Information you have entered (including the desired program of study) cannot be revised nor cancelled once you complete the online registration via submitting the registration fee.</p> <p>Therefore, please confirm the accuracy of the information below before making your payment.</p> <ul style="list-style-type: none"> <li>■ 입학시기(Admission Season) 2018학년도 후기 Fall, 2018</li> <li>■ 지원자격(Applicant Type) 글로벌인재특별전형I(본인 및 부모 모두 외국인) International Admission I</li> <li>■ 지원과정(Desired Degree Course) 학사과정 신입학 Undergraduate Freshman</li> <li>■ 지원 모집단위(Desired Program of Study) 사회과학대학심리학과 Psychology -</li> </ul> <p>확인</p> </div>			

- ☆ Before payment please check all information.
- ☆ Click [다음단계(Next)].

접수완료(결제완료) 후에는 접수 취소, 결제 취소, 결제금액 환불, 지원과정/모집단위(학과/전공) 변경 불가.  
단, 접수완료 후에도 개인 인적 정보 및 학력 사항, 자기소개서 및 수학계획서는 인터넷 접수 기간 중에 수정 가능.  
Once you have paid the application fee and been issued your registration number, you will NOT be able to cancel your application as well as your payment, get a refund of your fee and change degree course/program(department/major) which you choose.  
[Personal/Academic Information] and [Personal Statement and Study Plan] can be modified after payment during the online application period.

이전단계 Previous

다음단계 Next

- If any correction/modification is needed, click [수정하기(Modification)].
- Modification/Cancellation of Admission Type & Desired Program are NOT allowed after payment of application fee.

## 7-1. Payment of Application Fee

유의사항 Notice

원서작성 Application

전형료결제 Payment

접수완료확인 Confirmation

### ● 전형료 결제

접수명 Admission	접수사항 Type/Course/Major	마감일시 Deadline	수정 Modify	결제예정금액 Payment
			<div>기초자료 수정 Modify</div> <div>학력/ 자기소개서 수정 Modify</div>	70,000원(KRW) \$65(USD)

### ● 결제방법 아래의 결제방법을 선택하시면 자세한 방법을 확인하실수 있습니다.

계좌이체 Account Transfer	카드 Credit Card	휴대폰 Mobile	해외결제 International credit card	페이팔 PayPal
--------------------------	-------------------	---------------	-----------------------------------	---------------



If you have a bank account number in Korea, you can transfer application fee.



If you have a credit card/ check card in Korea, you can pay that card.



If you have a mobile phone in Korea, you can pay with it.



★ If you hold an international credit card, you can pay with it.



If you have a PayPal account, you can pay with it.

## 7-2. Payment of Application Fee (1) 계좌이체 Bank Account Transfer

① 결제방법 (Payment method) - ▼ 아래의 결제방법을 선택하시면 자세한 내용을 확인할 수 있습니다.

(Please choose a payment method see in detail.)

계좌이체 Bank Account Transfer

카드 Credit Card ▼

International credit card ▼

휴대폰 Mobile ▼

☎ 결제문의 : KG이니시스 1588-4954

인터넷창 상단 > 도구 에서 호환성보기를 체크해주시고,  
인터넷창 상단 > 도구 > 보안 > 사용자지정수준  
> 다른도메인간의 하위프레임탐색 > 사용

계좌이체 uwayapply KG INICIS

암호화 작동중

결제를 위해 약관을 확인하신 후,동의를 하시면 결제가 진행됩니다.

① 전자상거래 이용약관

이 약관은 주식회사 케이지이니시스(이하 '회사'라 합니다)가 제공하는 전자지급결제대행서비스 및 결

고유식별정보 수집 및 이용안내

1. 수집항목  
- 고유식별정보: 주민등록표에 기재된 성명 및 주민 등록번호.

개인정보 수집 및 이용안내

※ 개인정보 수집 및 이용동의는 개인정보의 수집 및 이용목적, 수집항목 및 수집방법, 개인정보의 보유 및 이용기간으로 별도 구분하여 표시됩니다.

개인정보 제공 및 위탁 안내

1. 회사는 이용자의 개인정보를 본 개인정보취급방침에서 고지한 범위 내에서 사용하며, 이용자의 사전 동의 없이 동 범위를 초과하여 이용하거나 이용

☐ 전체 동의합니다.

취소 다음 ②

### 01 계좌이체란?

- 입력하신 모든 정보를 당사가 아닌 은행에서 처리하므로 당사에서는 거래정보가 전혀

### 02 결제가 안되시나요?

- 좌측 결제 페이지가 보이지 않거나, 경우, 윈도우 XP 서비스 팩2를 설치한 후 재시도.

### 03 보안프로그램 다운받기

- 보안프로그램은 보안경고창이 뜰 때 다운로드 받으세요. 보안경고창을 보지 못하신 분들은

보안프로그램 다운받기 ▼

결제문의:이니시스 1588-4954 /

③ 결제방법 (Payment method) - ▼ 아래의 결제방법을 선택하시면

(Please choose a payment method see in detail.)

계좌이체 Bank Account Transfer

카드 Credit Card ▼ Intern

☎ 결제문의 : KG이니시스 1588-4954

인터넷창 상단 > 도구 에서 호환성보기를 체크해주시고,  
인터넷창 상단 > 도구 > 보안 > 사용자지정수준  
> 다른도메인간의 하위프레임탐색 > 사용

계좌이체 uwayapply KG INICIS

암호화 작동중

결제하실 은행을 선택하여 주십시오.

경남은행	광주은행	국민은행
기업은행	농협	대구은행
부산은행	수협은행	신한은행
외환은행	우리은행	우체국
전북은행	Standard Chartered	제주은행
새마을금고	하나은행	citibank 한국씨티은행
신협		

IE 8.0고객 > 결제가 안될때 > 서비스이용약관

① Check the agreement for using personal information for transfer.

② Click [다음 (Next)].

③ Choose applicable bank name, then transfer application fee.

\* You may see a message to install necessary programs of INICIS company.

## 7-3. Payment of Application Fee (2) 국내 신용카드 Credit Card of Korea

결제방법 (Payment method) - ▼ 아래의 결제방법을 선택하시면 자세한 내용을 확인할 수 있습니다.

(Please choose a payment method see in detail.)

계좌이체 Bank Account Transfer ▼ **카드 Credit Card** International credit card ▼ 휴대폰 Mobile ▼

☎ 결제문의 : KG이니시스 1588-4954

인터넷창 상단 > 도구에서 호환성보기를 체크해주시고,  
인터넷창 상단 > 도구 > 보안 > 사용자지정수준  
> 다른도메인간의 하위프레임탐색 > 사용

**신용카드** | uwayapply | KG INICIS

결제에 위해 약관을 확인하신 후,동의를 하시면 결제가 진행됩니다

전자상거래 이용약관 ☐ 자세히보기 ☐ 동의합니다

약관조 (목적)  
이 약관은 주식회사 케이지이니시스(이하 '회사'라 합니다)가 제공하는 전자자금결제대행서비스 및 결

고유식별정보 수집 및 이용안내 ☐ 자세히보기 ☐ 동의합니다

1. 수집항목  
- 고유식별정보: 주민등록표에 기재된 성명 및 주민 등록번호.

개인정보 수집 및 이용안내 ☐ 자세히보기 ☐ 동의합니다

※ 개인정보 수집 및 이용동의는 개인정보의 수집 및 이용목적, 수집항목 및 수집방법 개인정보의 보유 및 이용기간으로 별도 구분하여 표시됩니다.

개인정보 제공 및 위탁 안내 ☐ 자세히보기 ☐ 동의합니다

1. 회사는 이용자의 개인정보를 본 개인정보취급방침에서 고지한 범위 내에서 사용하며, 이용자의 사전 동의 없이 동 범위를 초과하여 이용하거나 이용

☐ 전체 동의합니다.

취소 다음 ②

### 01 신용카드 결제란?

- 입력하신 모든 정보들은 당사기
- 안전결제(ISP) 및 비자안심클릭
- 안전결제(ISP)의 경우 최초 등

### 02 결제가 안되시나요?

- 좌측 결제 페이지가 보이지 않

### 03 보안프로그램 다운받기

- 보안프로그램은 보안경고창이

보안프로그램 다운받기 ▼

계좌이체 Bank Account Transfer ▼ **카드 Credit Card** Interna

☎ 결제문의 : KG이니시스 1588-4954

인터넷창 상단 > 도구에서 호환성보기를 체크해주시고,  
인터넷창 상단 > 도구 > 보안 > 사용자지정수준  
> 다른도메인간의 하위프레임탐색 > 사용

**신용카드** | uwayapply | KG INICIS

③ (주)유웨이머플라이에 70,000원을 결제합니다.

카드 지불방법을 선택하여 주십시오.

안전결제 비씨, 국민, 수협

안심클릭 하나(외환), 롯데, 현대, 시티, 조흥, 해외비자, 해외마스터, 해

일반카드 하나(외환), 롯데, 현대, 국민, 비씨, 삼성, 신한, NH채움, 시

결제 통보 메일  (선택)

카드 명세서에는 (주)이니시스로 표기됩니다.

이니시스 고객센터(09:00 - 18:00) : 1588-4954

(야간):02-3430-5792 > 결제가안될때 > 서비스이용약관

안심클릭 신청하기 공인인증서 안내

① Check the agreement for using personal information for transfer.

② Click [다음(Next)].

③ Choose applicable credit card name, e-mail address, then pay with credit card information following each card company's directions.

\* You may see a message to install necessary programs of INICIS company.



## 7-4. Payment of Application Fee (3) 해외 신용카드 International Credit Card

결제방법 (Payment method) - ▼ 아래의 결제방법을 선택하시면 자세한 내용을 확인할 수 있습니다.

(Please choose a payment method see in detail.)

계좌이체 Bank Account Transfer ▼ 카드 Credit Card ▼ **International credit card** ▼ 휴대폰 Mobile ▼

☎ 결제문의 : LG유플러스 1544-7772

**Acceptance of Terms**

Please agree to the following terms and conditions for payment

① ☒ Terms of Service | Learn more ▶ ☐ I agree

General Terms and Conditions for Electronic Financial Transactions (for users) ▲▼

☒ Guidance for collecting and using your personal information | Learn more ▶ ☐ I agree

Consent for Personal Information Collection and Use ▲▼

☒ Guidance for providing and charging personal information | Learn more ▶ ☐ I agree

Consent for Providing Personal Information and Consignment ▲▼

② **next** **cancel**

전자결제

☎ 결제문의 : LG유플러스 1544-7772

**Credit Card Information**

Thank you for using eCredit

merchanname	(주)유웨이머플라이
Products	원서접수
Amount	<b>70,000 KRW</b>
Offer Period	General Billing

☒ Credit Card Info **secure site by SSL**

☒ VISA ☐ MASTER ☐ JCB ☐ DINERS ☐ DISCOVER

CARD NO  -  -  -

VALID THRU Month  Year

please enter your Email

③ **submit** ④

전자결제

결제문의: LG데이콤 1544-7772 / 기타문의: 1588-8988

- ① Check the agreement for using personal information for payment.
- ② Click [Next].
- ③ Choose applicable credit card name and input all information, ④ Click 'submit'.

\* You may see a message to install necessary programs of INICIS/LG UPLUS company.

\* In case your card is not accepted, please try with another International credit card.

## 7-5. Payment of Application Fee (4) 휴대폰 결제 Mobile Phone Payment

● 결제방법 (Payment method) - ▼ 아래의 결제방법을 선택하시면 자세한 내용을 확인할 수 있습니다.

(Please choose a payment method see in detail.)

계좌이체 Bank Account Transfer ▼ 카드 Credit Card ▼ International credit card ▼ **휴대폰 Mobile**

☎ 결제문의 : 다날 1566-3355

다날 휴대폰 결제

결제정보입력

승인번호입력

이용안내

고객센터

상 품 명	(UWAY Apply) 원서접수
결 제 금 액	70000원
제 공 기 간	일반결제
휴대폰 번호	010 - -
가입 통신사	<input checked="" type="radio"/> SKT <input type="radio"/> KT <input type="radio"/> LG U+ <input type="radio"/> 알뜰폰
주민 번호 앞 7자리	- xxxxxxx
가입 여부	<input checked="" type="radio"/> 일반결제 <input type="radio"/> 휴대폰결제 비밀번호 가입 고객
휴대폰결제 비밀번호	<input type="text"/> <input type="button" value="휴대폰결제 비밀번호란?"/>
<input type="checkbox"/> 전체 약관에 동의 합니다	
<input type="checkbox"/> 이용약관에 동의	<input type="checkbox"/> 개인정보수집/이용에 동의
<input type="checkbox"/> 개인정보제공/위탁에 동의	<input type="checkbox"/> 약관보기

⑤ 다음

취소

공지사항
다날 휴대폰 결제를 이용해 주셔서 감사합니다.

### 01 휴대폰 결제란?

- 사용 중인 휴대폰과 인증번호만으로 원서접수 및 유료컨텐츠를 결제할 수 있는 전자결제 서비스입니다.

### 02 휴대폰 결제 프로세스

- 결제에 이용할 휴대폰번호(본인 또는 타인 휴대폰 사용 가능) 및 가입자 주민번호를 입력 후 확인버튼 클릭
- 문자메시지를 통해 휴대폰으로 인증번호가 도착하면 결제 화면에 인증번호를 정확히 입력합니다. 승인번호를 전송받지 못했을 경우 재요청할 수 있습니다.

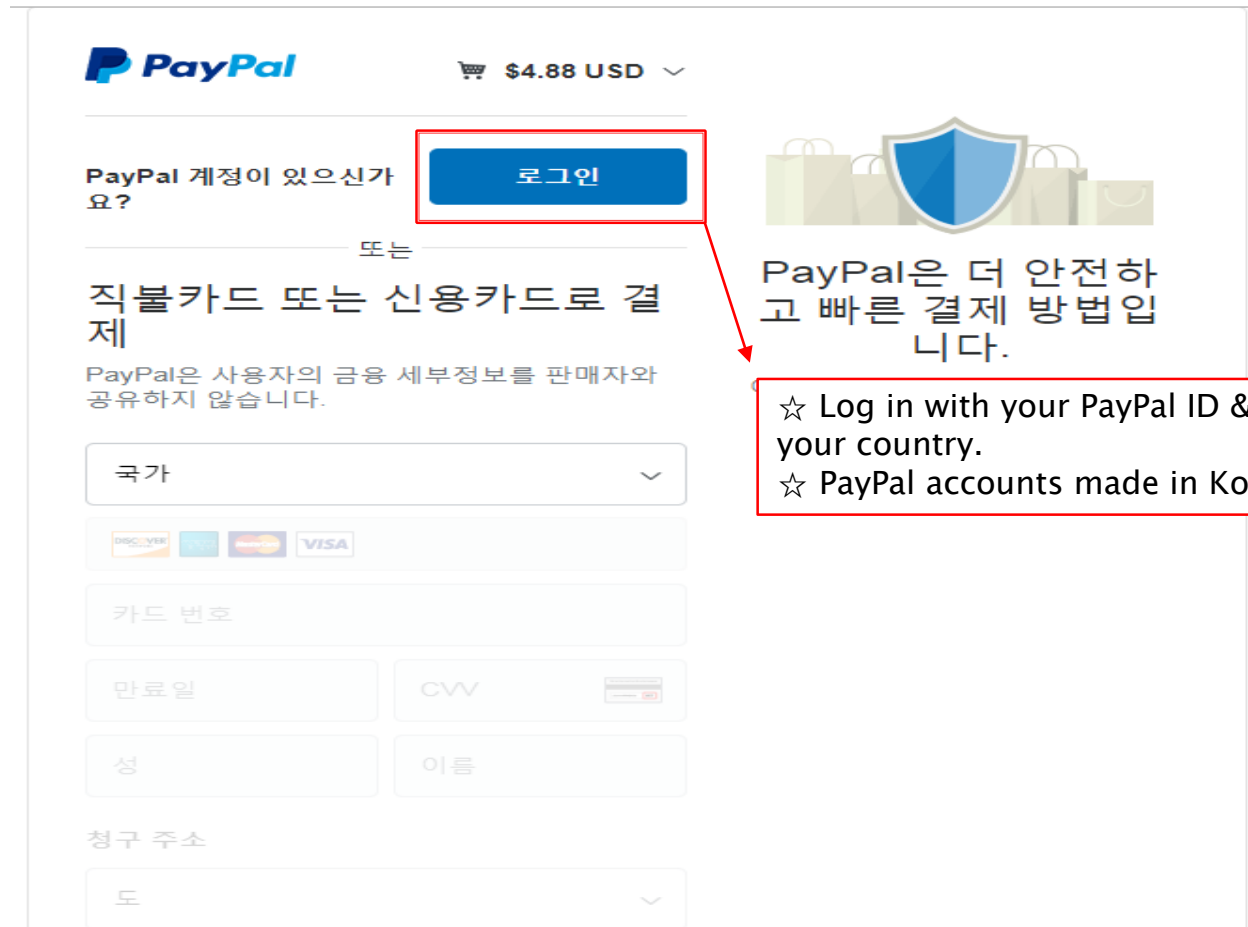
### 03 유의사항

- 타인의 개인정보를 이용하여 결제를 시도하는 것은 형사 처벌의 대상이 됩니다.  
(Making an attempt to pay by using the other person's personal information is subject to criminal punishment.)
- [통신사별 결제한도-통신사별 한도액이 상이하므로 확인 후 사용]  
 -SKT : 50만원 - 1회 10만원  
 (사용실적에 따라 3만원~12만원 차등적용)  
 -KTF : 50만원 - 1회 12만원(신규가입 고객 4만원)  
 -LGT : 60만원(신규가입 및 번호이동 고객 5만원)

- ① Input mobile phone number (010, 011, 016...)
- ② Click mobile service company(SKT, KT, LG....)
- ③ Input registration number
- ④ Click agreement, ⑤ Click [다음(Next)]

\* You may see the message to install some program by DANAL company.

## 7-6. Payment of application fee (5) 페이팔 결제 PayPal Payment



PayPal \$4.88 USD

PayPal 계정이 있으신가요?

**로그인**

또는

**직불카드 또는 신용카드로 결제**

PayPal은 사용자의 금융 세부정보를 판매자와 공유하지 않습니다.

국가

DISCOVER

카드 번호

만료일

CVV

성

이름

청구 주소

도

PayPal은 더 안전하고 빠른 결제 방법입니다.

- ☆ Log in with your PayPal ID & Password made in your country.
- ☆ PayPal accounts made in Korea are not allowed.

## 8. Completion of Online Application

유의사항 Notice

원서작성 Application

전형료결제 Payment

접수완료확인 Confirmation

### ● 접수완료 Your online application was successfully completed

접수일자 Date of your payment for application fee	접수명 Application information	접수번호 Registration Number	출력 및 수정 Print and/or Edit
2018.06.11 17:25:46 테스트결제 (테스트) 70,000원	2019 전기 서울대학교 2019 Spring Seoul National University 글로벌인재특별전형II (전 교육과정해외미수자) International Admission II 학사과정 신입학 Undergraduate Freshman 사범대학 College of Education 영어교육과 English Language Education	910029	<div> <div> <div>INFORMATION CHECK</div> <div>[Print] APPLICATION FOR ADMISSION Pg.1</div> <div>[Print] APPLICATION FOR ADMISSION Pg.2</div> <div>[Print] PERSONAL STATEMENT &amp; STUDY PLAN</div> <div>[Print] APPLICATION CHECKLIST</div> <div>[Modify] PERSONAL INFORMATION</div> <div>[Modify] ACADEMIC INFORMATION / PERSONAL STATEMENT &amp; STUDY PLAN</div> <div>SEND A GUIDE EMAIL FOR RECOMMENDATION LETTER TO RECOMMENDER</div> <div>SEND A GUIDE EMAIL FOR RECOMMENDATION LETTER TO COUNSELOR REFERENCE</div> <div>ARRIVAL STATUS OF RECOMMENDATION LETTERS</div> <div>VIEW THE FILES YOU HAVE UPLOADED</div> </div> <div> <div>①</div> <div>②</div> <div>③</div> </div> </div>

- ① Print Application Checklist.
- ② You may modify the information except Admission Type & Desired Program during application period.
- ③ As you finish application fee payment, a guide email for recommendation letters will automatically be sent to recommender I and II. However, if a recommender does not receive this e-mail, you must click [Send a guide email for recommendation]. Additionally, if you modify the information of a recommender, you should click [Send a guide e-mail for recommendation] to send a guide email to the appropriate person.

- After online application, all required documents must be submitted to SNU by post or visit in person by due date.
- Modification/Cancellation of Admission Type & Desired Program are NOT allowed after payment of application fee.

# Thank you for your application!

If you have any questions,  
Please contact Office of Admissions.

e-mail: [snuadmit@snu.ac.kr](mailto:snuadmit@snu.ac.kr)

Tel: +82-2-880-6971 (On-line application,  
Document submission)  
+82-2-880-6977 (Document review)